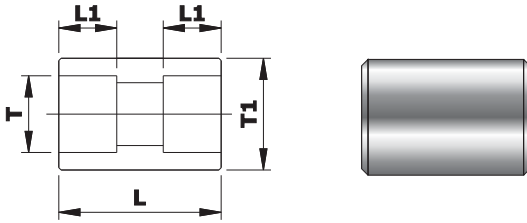


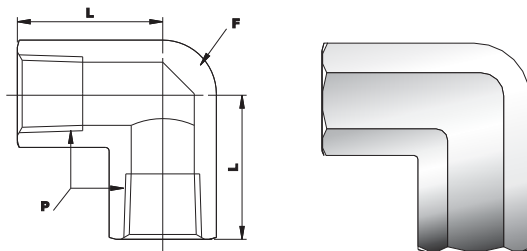


Pipe Union__Pipe SW



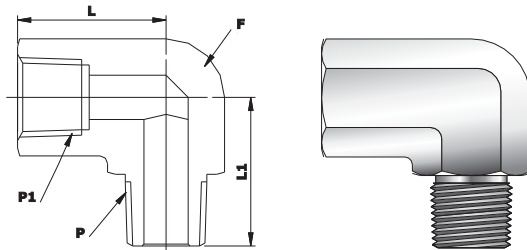
COMFIT PRODUCT CODE	PIPE SIZE (ØP)	LENGTH (L)	(ØT1)	LENGTH (L1)	WORKING PRESSURE (PSIG) STAINLESS STEEL
	(Inch)				
4PS-CPPU	1/4	1.06	0.98	0.38	9400
6PS-CPPU	3/8	1.12	1.11	0.44	8000
8PS-CPPU	1/2	1.12	1.36	0.50	7900
12PS-CPPU	3/4	1.75	1.48	0.62	5700
16PS-CPPU	1	1.75	1.86	0.62	5800

Female Elbow__NPT(F) x NPT(F)



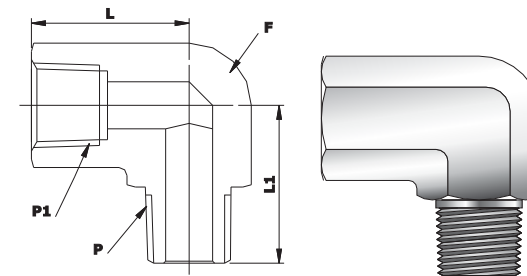
COMFIT PRODUCT CODE	NPT Female (P)	LENGTH (L)	HEX (F)	WORKING PRESSURE (PSIG) STAINLESS STEEL
	(Inch)			
1-CPFE	1/16	0.50	7/16	7000
2-CPFE	1/8	1.04	9/16	5500
4-CPFE	1/4	1.17	3/4	5600
6-CPFE	3/8	1.42	7/8	5000
8-CPFE	1/2	1.56	1-1/16	4500
12-CPFE	3/4	1.92	1-5/16	3500
16-CPFE	1	1.91	1-5/8	3900
20-CPFE	1-1/4	1.70	1-7/8	3100
24-CPFE	1-1/2	2.08	2-1/2	2500

Street Elbow__NPT(M) x NPT(F)



COMFIT PRODUCT CODE	NPT Male (P)	NPT Female (P1)	LENGTH (L)	LENGTH (L1)	HEX (F)	WORKING PRESSURE (PSIG) STAINLESS STEEL
	(Inch)					
1-CPSE-1	1/16	1/16	0.86	0.88	9/16	7000
2-CPSE-2	1/8	1/8	1.04	0.87	9/16	5500
4-CPSE-4	1/4	1/4	1.17	1.17	3/4	5600
6-CPSE-6	3/8	3/8	1.42	1.26	7/8	5600
8-CPSE-8	1/2	1/2	1.56	1.56	1-1/16	4500
12-CPSE-12	3/4	3/4	1.92	1.67	1-5/16	3500
16-CPSE-16	1	1	1.91	1.94	1-5/8	3900
20-CPSE-20	1-1/4	1-1/4	1.91	2.38	1-7/8	3100

Reducing Street Elbow__NPT(M) x NPT(F)



COMFIT PRODUCT CODE	NPT Male (P)	NPT Female (P1)	LENGTH (L)	LENGTH (L1)	HEX (F)	WORKING PRESSURE (PSIG) STAINLESS STEEL
	(Inch)					
2-CPRSE-1	1/8	1/16	1.04	0.87	9/16	7000
4-CPRSE-1	1/4	1/16	0.66	1.09	9/16	7000
4-CPRSE-2	1/4	1/8	1.17	1.00	9/16	5500
6-CPRSE-1	3/8	1/16	0.88	1.09	3/4	7000
6-CPRSE-2	3/8	1/8	0.88	1.22	3/4	5500
6-CPRSE-4	3/8	1/4	1.42	1.26	3/4	5500
8-CPRSE-2	1/2	1/8	0.95	1.47	7/8	5000
8-CPRSE-4	1/2	1/4	1.56	1.38	7/8	5600
8-CPRSE-6	1/2	3/8	1.56	1.38	7/8	5000
12-CPRSE-2	3/4	1/8	1.00	1.59	1-1/16	5500
12-CPRSE-4	3/4	1/4	1.00	1.59	1-1/16	5600
12-CPRSE-6	3/4	3/8	1.23	1.59	1-1/16	5000
12-CPRSE-8	3/4	1/2	1.23	1.59	1-1/16	4500
16-CPRSE-2	1	1/8	1.63	1.97	1-5/16	5500
16-CPRSE-4	1	1/4	1.63	1.97	1-5/16	5600
16-CPRSE-6	1	3/8	1.50	1.97	1-5/16	5000
16-CPRSE-8	1	1/2	1.63	1.97	1-5/16	4500
16-CPRSE-12	1	3/4	1.36	1.97	1-5/16	3500