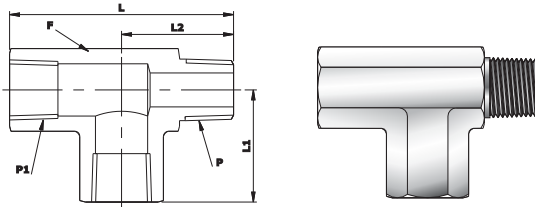
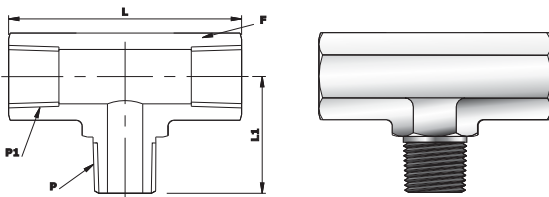


### Street Tee\_\_NPT(F) xNPT(M) x NPT(F)



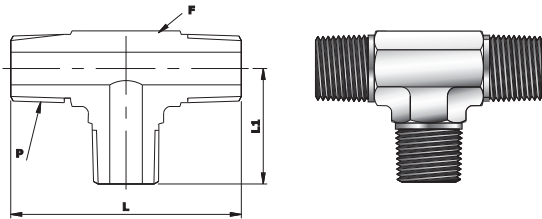
COMFIT PRODUCT CODE	NPT Male (P)	NPT Female (P1)	LENGTH (L)	LENGTH (L1)	LENGTH (L2)	HEX (F)	WORKING PRESSURE (PSIG) STAINLESS STEEL
	(Inch)						
1-CPST-1	1/16	1/16	1.22	0.50	0.72	7/16	7000
2-CPST-2	1/8	1/8	1.91	1.04	0.87	9/16	5500
4-CPST-4	1/4	1/4	2.34	1.17	1.17	3/4	5600
6-CPST-6	3/8	3/8	2.68	1.42	1.26	7/8	5000
8-CPST-8	1/2	1/2	3.12	1.56	1.56	1-1/16	4500
12-CPST-12	3/4	3/4	2.95	1.36	1.59	1-5/16	3500
16-CPST-16	1	1	3.60	1.63	1.97	1-5/8	3900

### Branch Tee\_\_NPT(F) x NPT(F) x NPT(M)



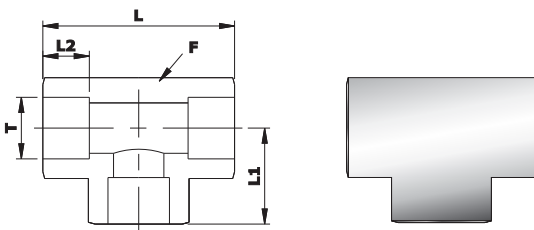
COMFIT PRODUCT CODE	NPT Male (P)	NPT Female (P1)	LENGTH (L)	LENGTH (L1)	HEX (F)	WORKING PRESSURE (PSIG) STAINLESS STEEL
	(Inch)					
1-CPBT-1	1/16	1/16	1.00	0.72	7/16	7000
2-CPBT-2	1/8	1/8	2.08	0.87	9/16	5500
4-CPBT-4	1/4	1/4	2.34	1.17	3/4	5600
6-CPBT-6	3/8	3/8	2.84	1.26	7/8	5000
8-CPBT-8	1/2	1/2	3.12	1.56	1-1/16	4500
12-CPBT-12	3/4	3/4	2.72	1.59	1-5/16	3500
16-CPBT-16	1	1	3.26	1.97	1-5/8	3900

### Male Tee\_\_NPT(M) x NPT(M) x NPT(M)



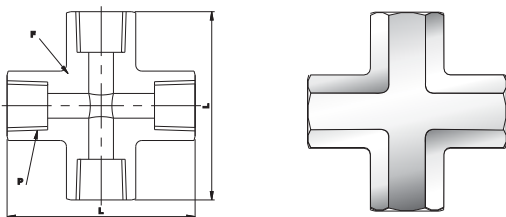
COMFIT PRODUCT CODE	NPT Male (P)	LENGTH (L)	LENGTH (L1)	HEX (F)	WORKING PRESSURE (PSIG) STAINLESS STEEL
	(Inch)				
1-CPMT	1/16	1.44	0.72	5/16	9500
2-CPMT	1/8	1.76	0.88	7/16	9100
4-CPMT	1/4	2.10	1.05	9/16	7500
6-CPMT	3/8	2.34	1.17	3/4	7200
8-CPMT	1/2	2.90	1.45	7/8	5800
12-CPMT	3/4	3.18	1.59	1-1/16	6400
16-CPMT	1	3.94	1.97	1-5/16	4600
20-CPMT	1-1/4	4.44	2.22	1-5/8	3500
24-CPMT	1-1/2	5.28	2.64	1-7/8	2900

### Union Tee\_\_Pipe Socket



COMFIT PRODUCT CODE	TUBE OD (ØT)	LENGTH (L)	LENGTH (L1)	LENGTH (L2)	HEX (F)	WORKING PRESSURE (PSIG) STAINLESS STEEL
	(Inch)					
2PS-CPUT	1/8	1.18	0.56	0.10	7/16	11800
4PS-CPUT	1/4	1.72	0.86	0.28	9/16	11300
6PS-CPUT	3/8	2.08	1.04	0.31	9/16	8400
8PS-CPUT	1/2	2.34	1.17	0.38	11/16	7800
10PS-CPUT	5/8	2.84	1.42	0.41	13/16	6700
12PS-CPUT	3/4	3.12	1.56	0.44	1	6700
16PS-CPUT	1	3.84	1.92	0.62	1-1/4	6100

### Female Cross\_\_NPT(F) x 4 Sides



COMFIT PRODUCT CODE	NPT Female (P)	LENGTH (L)	HEX (F)	WORKING PRESSURE (PSIG) STAINLESS STEEL
	(Inch)			
1-CPFC	1/16	1.00	7/16	7000
2-CPFC	1/8	2.08	9/16	5500
4-CPFC	1/4	2.34	3/4	5600
6-CPFC	3/8	2.84	7/8	5000
8-CPFC	1/2	3.12	1-1/16	4500
12-CPFC	3/4	3.84	1-5/16	3500
16-CPFC	1	3.82	1-5/8	3900