

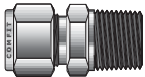


CONTENTS

- CONTENTS for Tube Fittings pg. 1
- Ordering Codes of Tube Fittings pg. 2
- Proper Tube Selection pg. 3
- Installation Instruction pg. 4
- Safety Precautions pg. 4


Straight Fittings

Male Connectors - CMC



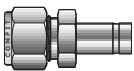
- FT x NPT.....pg.5
- MT x NPT.....pg.5
- FT x NPT.....pg.6 (Bore Through)
- FT x ISOP (RP).....pg.6
- MT x ISOP (RP).....pg.6
- FT x ISOP (RS).....pg.6
- MT x ISOP (RS).....pg.7
- FT x NPT.....pg.7 (Bulkhead Male Connector)
- MT x NPT.....pg.7 (Bulkhead Male Connector)

Female Connectors-CFC



- FT x NPT.....pg.8
- MT x NPT.....pg.8
- FT x ISOP (RG).....pg.8
- MT x ISOP (RG).....pg.8
- FT x NPT.....pg.9 (Bulkhead Female connector)
- MT x NPT.....pg.9 (Bulkhead Female connector)

Reducer - CR



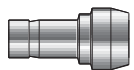
- FT x FT Stub.....pg.9
- MT x MT Stub.....pg.10

Port Connector - CPC



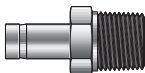
- Two FT Stub.....pg.10
- Two MT Stub.....pg.10

Reducer Port Connector - CRPC



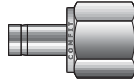
- Two FT Stub.....pg.10
- Two MT Stub.....pg.10

Male Adapters - CMA



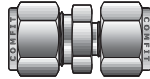
- FT Stub x NPT.....pg.11
- MT Stub x ISOT.....pg.11

Female Adapter CFA



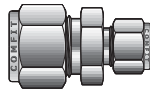
- FT Stub x NPT.....pg.11
- MT Stub x ISOT.....pg.11

Unions-CU



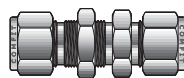
- FT x FT.....pg.12
- MT x MT.....pg.12

Reducer Unions-CRU



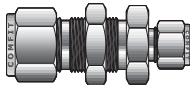
- FT x FT.....pg.12
- MT x MT.....pg.12

Bulkhead Unions-CBU




- FT x FT.....pg.12
- MT x MT.....pg.13

Bulkhead Reducer Unions-CBRU



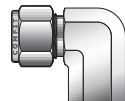
- FT x FT.....pg.13
- MT x MT.....pg.13

Male Elbows-CME




- FT x NPT.....pg.13
- MT x NPT.....pg.14

Female Elbows-CFE



- FT x NPT.....pg.14
- MT x NPT.....pg.14

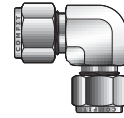
Union Elbows-CUE



- FT x FT.....pg.15
- MT x MT.....pg.15

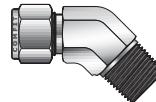
45° Elbow Fittings

Reducer Union Elbows - CRUE



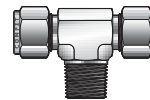
- FT x FT.....pg.15

45° Male Elbows-C45ME



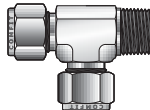
- FT x NPT.....pg.15
- MT x NPT.....pg.15

Male Branch Tees - CMBT



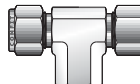
- FT x NPT.....pg.16
- MT x NPT.....pg.16

Male Run Tees-CMRT



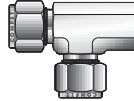
- FT x NPT.....pg.16
- MT x NPT.....pg.16

Female Branch Tees-CFBT



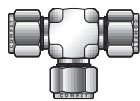
- FT x NPT.....pg.17
- MT x NPT.....pg.17

Female Run Tees-CFRT



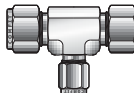
- FT x NPT.....pg.17
- MT x NPT.....pg.17

Union Tees-CUT



- FT x FT.....pg.17
- MT x MT.....pg.18

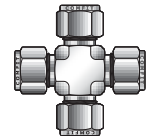
Reducer Union Tees-CRUT



- FT x FT x FT.....pg.18

Cross Fittings

Union Cross-CUC



- FT x FT.....pg.18
- MT x MT.....pg.18

Components

Double Ferrules - Front Ferrule CFF



- FT.....pg.19
- MT.....pg.19

Back Ferrules - CBF



- FT.....pg.19
- MT.....pg.19

Single Ferrules



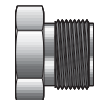
- FT.....pg.19
- MT.....pg.19

Nuts-CN



- FT.....pg.19
- MT.....pg.19

Male Nuts (for female port)-CMN



- FT.....pg.20
- MT.....pg.20

Tube Caps - CTC

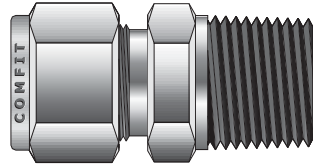


- FT.....pg.20
- MT.....pg.20

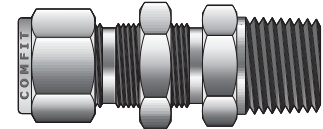
Tube Plugs - CTP



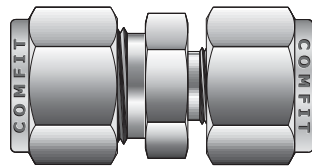
- FT.....pg.20
- MT.....pg.20



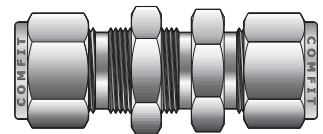
MALE CONNECTOR




BULKHEAD MALE CONNECTOR



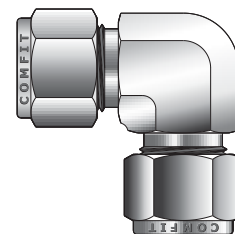
UNION



BULKHEAD UNION



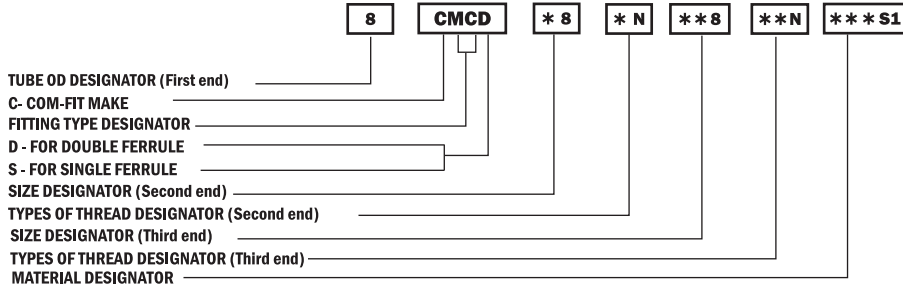
MALE ELBOW



UNION ELBOW

- Available in tube sizes from, in fraction 1/16" to 1" & in metric 2mm to 25 mm.
- Consistent gaugeability upon initial make-up.
- Easy to disconnect and retighten.
- Wide variety of materials and configurations.
- Provide a reliable, leak-proof connection in instrumentation & process tubing systems.

ORDERING CODES OF TUBE FITTINGS



FITTING TYPE	DESIGNATOR	FITTING TYPE	DESIGNATOR	FITTING TYPE	DESIGNATOR
STRAIGHT FITTINGS		TEE FITTINGS		TUBE OD DESIGNATOR	
MALE CONNECTOR		MALE TEE		SIZE	DESIGNATOR
- MALE CONNECTOR	MC	- MALE BRANCH TEE	MBT	In	In
- THERMOCOUPLE CONNECTORMCBT	- MALE RUN TEE	MRT	Metric	Metric
(For bore through fitting)		FEMALE TEE		1/16"	2
- MALE CONNECTOR-RPMCRP	- FEMALE BRANCH TEE	FBT	1/8"	3
- MALE CONNECTOR-RSMCRS	- FEMALE RUN TEE	FRT	3/16"	4
- LONG MALE CONNECTOR	LMC	UNION TEE		1/4"	6
- BULK HEAD MALE CONNECTOR	BMC	- UNION TEE	UT	5/16"	8
FEMALE CONNECTOR		- REDUCER UNION TEE	RUT	3/8"	10
- FEMALE CONNECTOR	FC	CROSS FITTINGS		1/2"	12
- FEMALE CONNECTOR-RGFCRG	CROSS UNION		5/8"	14
- BULK HEAD FEMALE CONNECTORBFC	- UNION CROSS	UC	3/4"	15
PORT CONNECTOR		COMPONENTS		7/8"	16
- REDUCER	R	FERRULE		1"	18
- BULKHEAD REDUCER	BR	- FRONT FERRULE	FF	20	20M
- PORT CONNECTOR	PC	- BACK FERRULE	BF	22	22M
- REDUCER PORT CONNECTOR	RPC	- FERRULE PACK	FP	25	25M
- MALE ADAPTER	MA	NUT		MATERIAL	
- FEMALE ADAPTER	FA	- ODT NUT.....	N	STEEL	S
UNION		- MALE NUT (for female port).....	MN	SS 316	S1
- UNION	U	TUBE CAP		SS 316L	S2
- REDUCER UNION	RU	- TUBE CAP	TC	SS316/SS 316L	S1S2
- BULKHEAD UNION	BU	TUBE PLUG		SS 304	S3
- BULKHEAD REDUCER UNION	BRU	- TUBE PLUG	TP	SS 304L	S4
90° ELBOW FITTINGS		GASKET		CARBON STEEL	S5
MALE ELBOW		- GASKET - RP	RPG	P/F 321	S6
- MALE ELBOW	ME	- GASKET - RG	RGG	SS 347	S7
- POSITIONABLE MALE ELBOW	PME	- GASKET - RS	RSG	P/F 11	S8
FEMALE ELBOW		END CONNECTION		P/F 22	S9
- FEMALE ELBOW	FE	- ODT	T	P/F 5	S10
UNION ELBOW		- NPT	N	A105N	S11
- UNION ELBOW	UE	- BSP - Tapered	IT	P/F 91	S12
- REDUCER UNION ELBOW	RUE	- BSP - Parallel for RS Gasket	RS*	LF2	LF2
45° ELBOW FITTINGS		- BSP - Parallel for RP Gasket	RP*	ALUMINIUM	AL
45° MALE ELBOW		- BSP - Parallel for RG Gasket	RG**	BRASS	B
- 45° MALE ELBOW	45ME	- FRACTIONAL STUB	S	ALLOY 20	C20
		- METRIC STUB	MS	ALLOY C - 276	HC
		- SAE/MS Straight	SM	ALLOY 600	INC
		- PIPE BUTTWELD	PB	ALLOY 825	INC1
		- PIPE SOCKETWELD	PS	ALLOY 625	INC2
		- PLAIN END	PE	TITANIUM	TI
				MONEL 400	M
				DUPLEX-F60/S32205	D
				DUPLEX-F51/S31803	D1
				DUPLEX-F53/S32750	D3
				DUPLEX F55/S32760	D5
				NACE MR-0175	NM
				NACE MR-0103	NM1

*RS and RP connections are based on DIN 3852
 ** RG connection is based on EN 837

Note : * If second connection same as first connection then keep it blank
 ** only If it is required.
 *** It is assumed to be SS 316 if material is not mentioned.

DIMENSIONS FOR REFERENCE ONLY, SUBJECT TO CHANGE.



Proper Tube selection

- Always match same materials of Tube & its Fitting :- i.e SS Tubing Should only used with SS Fittings, Except for the Coper Tubing with brass Fitting
- Select Proper Tubing hardness :- Comfit Instrumentation Tube Fitting are Design To work for hardness 85 HRB max
- Select proper tubing wall thickness:- Wall thickness should always be checked against our table no. 1 to 2 for minimum and maximum wall thickness limitations
- Tubing Surfaced Finish :- Tubing should be always free from draw marks & surface scratches
- Negative tolerance for the tube should be zero.

Proper Tube preparation

- Tubing cutters are more commonly utilized on softer tubing such as copper, aluminum or even 'soft' Steel tubing. If a tube cutter is utilized with stainless steel tubing, remember that a special cutting wheel, designed for use with stainless steel tubing should be employed. The use of dull or improper cutting wheels can work harden the cut area. This can adversely affect the fittings sealing ability.
- Cutting with a Hacksaw : When using a hacksaw to cut off tubing. It is essential to use a guide to assure square cutoffs. Further, to minimize the residual burrs, a hacksaw blade of 32 teeth per inch minimum is suggested.
- The burrs formed by either the tube cutter or hacksaw must be removed prior to assembly to prevent those burrs from eventually damaging the system. O.D. burrs can prevent tubing from seating properly in a fitting body. I.D. burrs can restrict flow, as well as possibly break loose and damage fine filtration elements. Note: Do not over deburr the O.D. of tubing.

After you deburr the tubing, it is essential to remove burrs from the tubing line. This can be accomplished by:

- Flushing with solvent or low pressure compressed air.
- Swab with lint-free cloth.

Maximum allowable working pressure table

Table 1

316 or 304 STAINLESS STEEL (seamless)																
Size (Inch)	WALL THICKNESS															
	.010	.012	.014	.016	.020	.028	.035	.049	.065	.083	.095	.109	.120	.134	.156	.188
1/16"	5600	6900	8200	9500	12100	16800										
1/8"						8600	10900									
3/16"						5500	7000	10300								
1/4"						4000	5100	7500	10300							
5/16"							4100	5900	8100							
3/8"							3300	4800	6600							
1/2"							2600	3700	5100	6700						
5/8"								3000	4000	5200	6100					
3/4"								2400	3300	4300	5000	5800				
7/8"								2100	2800	3600	4200	4900				
1"									2400	3200	3700	4200	4700			
1-1/4"										3500	2900	3300	3700	4100	4900	
1-1/2"											2400	2700	3000	3400	4000	4500
2"												2000	2200	2500	2900	3200

Table 2

316 or 304 STAINLESS STEEL (welded)																
Size (Inch)	WALL THICKNESS															
	.010	.012	.014	.016	.020	.028	.035	.049	.065	.083	.095	.109	.120	.134	.156	.188
1/16"	4800	5900	7000	8100	10300	14300										
1/8"						7300	9300									
3/16"						4700	6000	8700								
1/4"						3400	4400	6400	8700							
5/16"							3400	5000	6900							
3/8"							2800	4100	5600							
1/2"							2200	3200	4300	5700						
5/8"								2500	3400	4500	5200					
3/4"								2100	2800	3700	4200	4900				
7/8"								1800	2400	3100	3600	4200				
1"									2100	2700	3100	3600	4000			
1-1/4"										2100	2400	2800	3100	3500	4200	
1-1/2"											2000	2300	2600	2900	3400	4200
2"												1700	1900	2100	2500	3000

DIMENSIONS FOR REFERENCE ONLY, SUBJECT TO CHANGE.

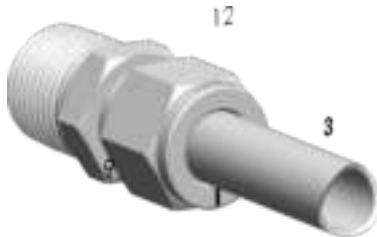


Installation Instruction

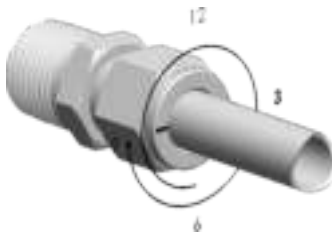
Assembly Instructions



- 1) Insert the tube in Comfit tube fitting till the face of tube rest in the fitting body as shown.



- 2) Tighten nut finger tight and scribe the nut at the 6° clock position as shown.



- 3) Hold fitting body steady, tighten the nut 1-1/4 turn from finger tight for fitting size in fraction 1/4" to 1", in Metric 6mm to 25mm and 3/4" turn from finger tight for fitting size in Fraction 1/16" to 3/16", in Metric 2mm to 4mm
- 4) Never turn the fitting body. Instead, hold the fitting body and turn the nut.

Re-assembly Instructions

Comfit fittings can be dis-assembled and reassembled many times without impairing the function and efficiency of the joints.



- 1) Prior to disassembly mark a line along the nut and fitting body flats as shown..Make sure that the fitting body and tube assembly are free from contaminants or damages.



- 2) Insert the tube assembly into the fitting body until the front ferrule seats firmly. Assemble the tube and nut to the finger tight position.

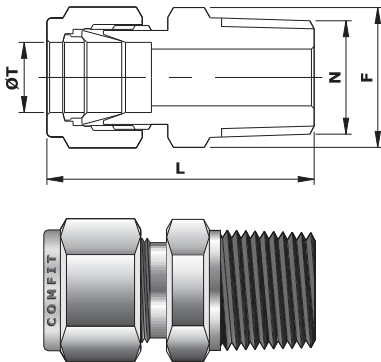


- 3) Rotate the nut till previously marked position is reached. Further the nut should be rotated until significant rise in torque is felt to ensure the assembly is positively sealed.

Safety Precautions

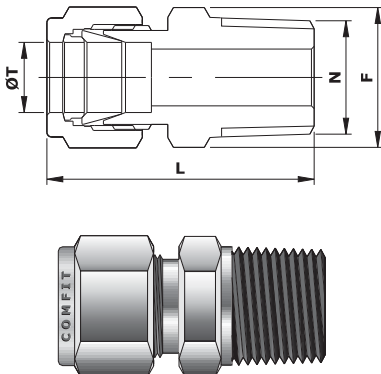
- Do not bleed the system by loosening the fitting nut or fitting plug.
- Do not make up and tighten fittings when the system is pressurized.
- Never allow problems to go unreported.
- Always use proper thread sealants on tapered pipe threads.
- Do not mix materials or fitting components from various manufacturers-tubing, ferrules, nuts and fitting bodies.

MALE CONNECTOR.....FT X NPT (M)



COMFIT PRODUCT CODE	TUBE OD (ØT)	NPT Male Pipe Size (N)	LENGTH (L)	HEX (F)
	(Inches)			
2-CMCD-1N	1/8	1/16	1.17	7/16
2-CMCD-2N	1/8	1/8	1.20	7/16
2-CMCD-4N	1/8	1/4	1.40	9/16
2-CMCD-6N	1/8	3/8	1.41	11/16
2-CMCD-8N	1/8	1/2	1.66	7/8
4-CMCD-1N	1/4	1/16	1.29	9/16
4-CMCD-2N	1/4	1/8	1.29	9/16
4-CMCD-4N	1/4	1/4	1.49	9/16
4-CMCD-6N	1/4	3/8	1.51	11/16
4-CMCD-8N	1/4	1/2	1.76	7/8
4-CMCD-12N	1/4	3/4	1.82	1-1/16
5-CMCD-2N	5/16	1/8	1.34	9/16
5-CMCD-4N	5/16	1/4	1.52	9/16
5-CMCD-6N	5/16	3/8	1.54	11/16
5-CMCD-8N	5/16	1/2	1.79	7/8
6-CMCD-2N	3/8	1/8	1.39	5/8
6-CMCD-4N	3/8	1/4	1.57	5/8
6-CMCD-6N	3/8	3/8	1.57	11/16
6-CMCD-8N	3/8	1/2	1.82	7/8
6-CMCD-12N	3/8	3/4	1.88	1-1/16
8-CMCD-2N	1/2	1/8	1.53	7/8
8-CMCD-4N	1/2	1/4	1.71	7/8
8-CMCD-6N	1/2	3/8	1.71	7/8
8-CMCD-8N	1/2	1/2	1.93	7/8
8-CMCD-12N	1/2	3/4	1.99	1-1/16
8-CMCD-16N	1/2	1	2.25	1-3/8
10-CMCD-12N	5/8	3/4	1.99	1-1/16
12-CMCD-8N	3/4	1/2	1.99	1-1/16
12-CMCD-12N	3/4	3/4	1.99	1-1/16
12-CMCD-16N	3/4	1	2.25	1-3/8
16-CMCD-8N	1	1/2	2.26	1-3/8
16-CMCD-12N	1	3/4	2.26	1-3/8
16-CMCD-16N	1	1	2.45	1-3/8

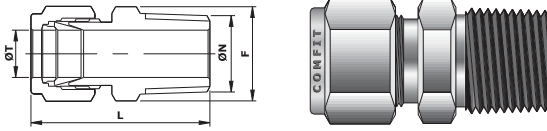
MALE CONNECTOR__MT X NPT(M)



COMFIT PRODUCT CODE	TUBE OD (ØT)	NPT Male Pipe Size (N)	LENGTH (L)	HEX (F)
	(Inches)			
3M-CMCD-2N	3	1/8	29.7	11
3M-CMCD-4N	3	1/4	35.6	14
4M-CMCD-2N	4	1/8	31.2	11
4M-CMCD-4N	4	1/4	36.3	14
6M-CMCD-2N	6	1/8	32.8	14
6M-CMCD-4N	6	1/4	37.9	14
6M-CMCD-6N	6	3/8	38.4	17.4
6M-CMCD-8N	6	1/2	44.7	22
8M-CMCD-2N	8	1/8	34.2	16
8M-CMCD-4N	8	1/4	38.7	16
8M-CMCD-6N	8	3/8	39.3	17.4
8M-CMCD-8N	8	1/2	45.6	22
10M-CMCD-2N	10	1/8	36.3	19
10M-CMCD-4N	10	1/4	40.9	19
10M-CMCD-6N	10	3/8	40.9	19
10M-CMCD-8N	10	1/2	46.5	22
10M-CMCD-12N	10	3/4	48.0	27
10M-CMCD-16N	10	1	55.0	35
12M-CMCD-2N	12	1/8	38.8	22
12M-CMCD-4N	12	1/4	43.4	22
12M-CMCD-6N	12	3/8	43.4	22
12M-CMCD-8N	12	1/2	49.0	22
12M-CMCD-12N	12	3/4	50.5	27
15M-CMCD-6N	15	1/2	49.0	25
16M-CMCD-6N	16	3/8	44.1	25
16M-CMCD-8N	16	1/2	49.0	25
16M-CMCD-12N	16	3/4	50.5	27
25M-CMCD-8N	25	1/2	57.5	35
25M-CMCD-12N	25	3/4	57.5	35
25M-CMCD-16N	25	1	62.3	35

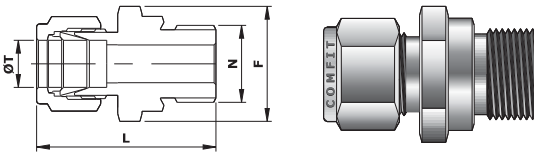
DIMENSIONS FOR REFERENCE ONLY, SUBJECT TO CHANGE.

THERMOCOUPLE CONNECTOR
(FOR BORED-THROUGH FITTING) __FT X NPT(M)



COMFIT PRODUCT CODE	TUBE OD (ØT)	NPT Male Pipe Size (N)	LENGTH (L)	HEX (F)
	(Inches)			
2-CMCBTD-2N	1/8	1/8	1.20	7/16
2-CMCBTD-4N	1/8	1/4	1.40	9/16
2-CMCBTD-6N	1/8	3/8	1.41	11/16
2-CMCBTD-8N	1/8	1/2	1.66	7/8
4-CMCBTD-4N	1/4	1/4	1.49	9/16
4-CMCBTD-6N	1/4	3/8	1.51	11/16
4-CMCBTD-8N	1/4	1/2	1.76	7/8
4-CMCBTD-12N	1/4	3/4	1.82	1-1/16
5-CMCBTD-6N	5/16	3/8	1.54	11/16
5-CMCBTD-8N	5/16	1/2	1.79	7/8
6-CMCBTD-6N	3/8	3/8	1.57	11/16
6-CMCBTD-8N	3/8	1/2	1.82	7/8
6-CMCBTD-12N	3/8	3/4	1.88	1-1/16
8-CMCBTD-12N	1/2	3/4	1.99	1-1/16
8-CMCBTD-16N	1/2	1	2.25	1-3/8
12-CMCBTD-16N	3/4	1	2.25	1-3/8

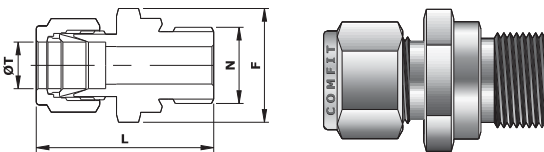
Male Connector - RP __FT x ISOP(M)



COMFIT PRODUCT CODE	TUBE OD (ØT)	BSPP (ISO) Male Pipe Size (N)	LENGTH (L)	HEX (F)
	(Inches)			
2-CMCD-2RP	1/8	1/8	1.18	9/16
2-CMCD-4RP	1/8	1/4	1.39	3/4
4-CMCD-2RP	1/4	1/8	1.27	9/16
4-CMCD-4RP	1/4	1/4	1.48	3/4
8-CMCD-8RP	1/2	1/2	1.93	1-1/16

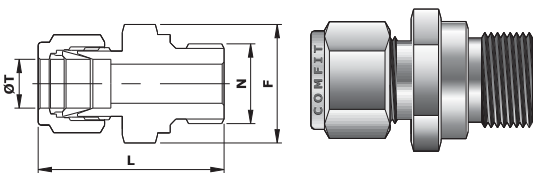
RP parallel threads are commonly used with flat RP gasket, please refer page no. 30

Male Connector-RP __MT x ISOP(M)



COMFIT PRODUCT CODE	TUBE OD (ØT)	BSPP (ISO) Male Pipe Size (N)	LENGTH (L)	HEX (F)
	(mm)	(Inches)	(mm)	(F)
3M-CMCD-2RP	3	1/8	30.0	14
3M-CMCD-4RP	3	1/4	35.3	19
4M-CMCD-2RP	4	1/8	30.7	14
6M-CMCD-2RP	6	1/8	32.3	14
6M-CMCD-4RP	6	1/4	37.6	19
6M-CMCD-6RP	6	3/8	38.9	22
6M-CMCD-8RP	6	1/2	44.7	27
8M-CMCD-2RP	8	1/8	33.2	16
8M-CMCD-4RP	8	1/4	38.5	19
8M-CMCD-6RP	8	3/8	39.8	22
8M-CMCD-8RP	8	1/2	45.6	27
10M-CMCD-4RP	10	1/4	39.4	19
10M-CMCD-6RP	10	3/8	40.6	22
10M-CMCD-8RP	10	1/2	46.5	27
12M-CMCD-4RP	12	1/4	42.6	22
12M-CMCD-6RP	12	3/8	43.1	22
12M-CMCD-8RP	12	1/2	49.0	27
12M-CMCD-12RP	12	3/4	52.8	35
15M-CMCD-8RP	15	1/2	49.0	27
16M-CMCD-6RP	16	3/8	43.9	25
16M-CMCD-8RP	16	1/2	49.0	27
25M-CMCD-12RP	25	3/4	57.5	35
25M-CMCD-16RP	25	1	60.1	41

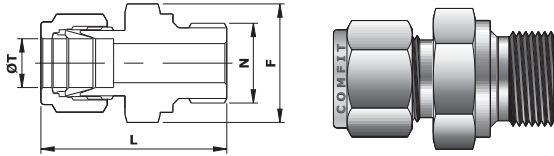
Male Connector-RS __FT x ISOP(M)



COMFIT PRODUCT CODE	TUBE OD (ØT)	BSPP (ISO) Male Pipe Size (N)	LENGTH (L)	HEX (F)
	(mm)	(Inches)	(mm)	(F)
2-CMCD-2RS	1/8	1/8	1.18	9/16
2-CMCD-4RS	1/8	1/4	1.39	3/4
2-CMCD-6RS	1/8	3/8	1.43	7/8
4-CMCD-2RS	1/4	1/8	1.27	9/16
4-CMCD-4RS	1/4	1/4	1.48	3/4
4-CMCD-6RS	1/4	3/8	1.53	7/8
4-CMCD-8RS	1/4	1/2	1.76	1-1/16
6-CMCD-2RS	3/8	1/8	1.35	3/4
6-CMCD-4RS	3/8	1/4	1.54	3/4
6-CMCD-6RS	3/8	1/2	1.59	7/8
6-CMCD-8RS	3/8	1/2	1.82	1-1/16
8-CMCD-4RS	1/2	1/4	1.68	7/8
8-CMCD-6RS	1/2	1/2	1.70	7/8
6-CMCD-8IPRS	1/2	1/2	1.93	1-1/16
12-CMCD-8RS	3/4	1/2	1.93	1-1/16
12-CMCD-12RS	3/4	3/4	2.08	1-5/16
16-CMCD-8RS	1	1/2	2.20	1-3/8
16-CMCD-16RS	1	1	2.36	1-5/8

1) RS parallel threads are commonly used with flat RS gasket, please refer page no. 29
2) RP gasket can also be used for RS fittings.

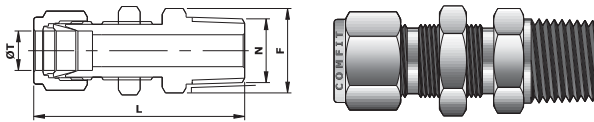
MALE CONNECTOR-RS_MT X ISOP(M)



- 1) RS parallel threads are commonly used with flat RS gasket, please refer page no. 29
- 2) RP gasket can also be used for RS fittings.

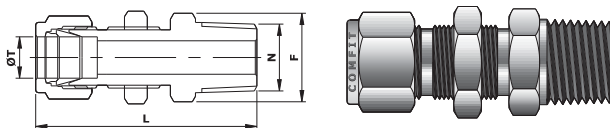
COMFIT PRODUCT CODE	TUBE OD (ØT)	BSPP (ISO) Male Pipe Size(N)	LENGTH (L)	HEX (F)
	(mm)	(Inches)	(mm)	
3M-CMCD-2RS	3	1/8	30.3	14
3M-CMCD-4RS	3	1/4	35.3	19
4M-CMCD-2RS	4	1/8	30.7	14
6M-CMCD-2RS	6	1/8	32.3	14
6M-CMCD-4RS	6	1/4	37.6	19
6M-CMCD-6RS	6	3/8	38.9	22
6M-CMCD-8RS	6	1/2	44.7	27
8M-CMCD-2RS	8	1/8	33.2	16
8M-CMCD-4RS	8	1/4	38.5	19
8M-CMCD-6RS	8	3/8	39.8	22
8M-CMCD-8RS	8	1/2	45.6	27
10M-CMCD-4RS	10	1/4	39.4	19
10M-CMCD-6RS	10	3/8	40.6	22
10M-CMCD-8RS	10	1/2	46.5	27
12M-CMCD-4RS	12	1/4	42.6	22
12M-CMCD-6RS	12	3/8	43.1	22
12M-CMCD-8RS	12	1/2	49.0	27
12M-CMCD-12RS	12	3/4	52.8	35
15M-CMCD-8RS	15	1/2	49.0	27
16M-CMCD-6RS	16	3/8	43.9	25
16M-CMCD-8RS	16	1/2	49.0	27
22M-CMCD-16RS	22	1	55.3	41
25M-CMCD-12RS	25	3/4	57.5	35
25M-CMCD-16RS	25	1	60.1	41

BULKHEAD MALE CONNECTOR_FT X NPT(M)



COMFIT PRODUCT CODE	TUBE OD (ØT)	NPT Male Pipe Size (N)	LENGTH (L)	HEX (F)
	(Inches)			
2-CBMCD-2N	1/8	1/8	1.83	1/2
4-CBMCD-2N	1/4	1/8	1.95	5/8
4-CBMCD-4N	1/4	1/4	2.13	5/8
4-CBMCD-6N	1/4	3/8	2.16	11/16
4-CBMCD-8N	1/4	1/2	2.37	7/8
5-CBMCD-2N	5/16	1/8	2.08	11/16
5-CBMCD-4N	5/16	1/4	2.27	11/16
6-CBMCD-2N	3/8	1/8	2.08	3/4
6-CBMCD-4N	3/8	1/4	2.26	3/4
6-CBMCD-6N	3/8	3/8	2.48	3/4
6-CBMCD-8N	3/8	1/2	2.51	7/8
8-CBMCD-4N	1/2	1/4	2.49	1
8-CBMCD-6N	1/2	3/8	2.49	1
8-CBMCD-8N	1/2	1/2	2.71	1
8-CBMCD-12N	1/2	3/4	2.72	1-1/8
12-CBMCD-8N	3/4	1/2	3.00	1-3/16
12-CBMCD-12N	3/4	3/4	3.00	1-3/16
16-CBMCD-12N	1	3/4	3.54	1-5/8
16-CBMCD-16N	1	1	3.67	1-5/8

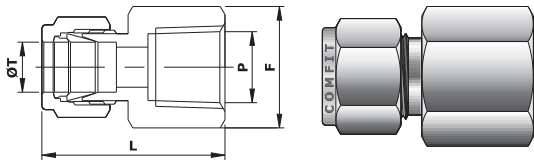
Bulkhead Male Connector__MT x NPT(M)



COMFIT PRODUCT CODE	TUBE OD (ØT)	NPT Male Pipe Size (N)	LENGTH (L)	HEX (F)
	(Inches)	(Inches)	(mm)	
6M-CBMCD-2N	6	1/8	49.6	16
6M-CBMCD-4N	6	1/4	53.6	16
8M-CBMCD-2N	8	1/8	52.3	19
8M-CBMCD-4N	8	1/4	57.5	19
10M-CBMCD-4N	10	1/4	58.4	22
10M-CBMCD-6N	10	3/8	58.4	22
10M-CBMCD-8N	10	1/2	63.1	22
12M-CBMCD-4N	12	1/4	63.3	25
12M-CBMCD-6N	12	3/8	64.5	25
12M-CBMCD-8N	12	1/2	68.8	25

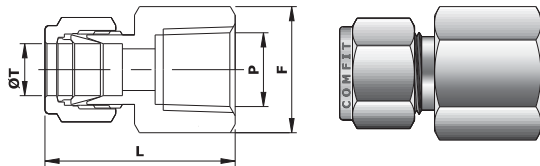
DIMENSIONS FOR REFERENCE ONLY, SUBJECT TO CHANGE.

Female Connector__FT x NPT(F)



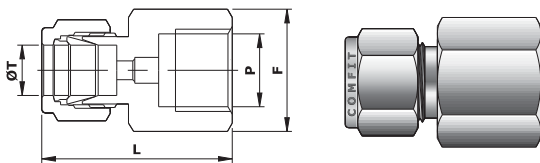
COMFIT PRODUCT CODE	TUBE OD (ØT)	NPT Female Pipe Size (P)	LENGTH (L)	HEX (F)
	(Inches)			
2-CFCD-2N	1/8	1/8	1.13	9/16
2-CFCD-4N	1/8	1/4	1.32	3/4
4-CFCD-2N	1/4	1/8	1.23	9/16
4-CFCD-4N	1/4	1/4	1.41	3/4
4-CFCD-6N	1/4	3/8	1.48	7/8
4-CFCD-8N	1/4	1/2	1.67	1-1/16
5-CFCD-2N	5/16	1/8	1.26	9/16
5-CFCD-4N	5/16	1/4	1.45	3/4
5-CFCD-6N	5/16	3/8	1.51	7/8
6-CFCD-2N	3/8	1/8	1.29	5/8
6-CFCD-4N	3/8	1/4	1.48	3/4
6-CFCD-6N	3/8	3/8	1.54	7/8
6-CFCD-8N	3/8	1/2	1.73	1-1/16
6-CFCD-12N	3/8	3/4	1.88	1-1/4
8-CFCD-4N	1/2	1/4	1.59	7/8
8-CFCD-6N	1/2	3/8	1.65	7/8
8-CFCD-8N	1/2	1/2	1.84	1-1/16
8-CFCD-12N	1/2	3/4	1.90	1-1/4
12-CFCD-8N	3/4	1/2	1.84	1-1/16
12-CFCD-12N	3/4	3/4	1.90	1-3/8
18-CFCD-12N	1	3/4	2.10	1-3/8
18-CFCD-16N	1	1	2.45	1-5/8

Female Connector__MT x NPT(F)



COMFIT PRODUCT CODE	TUBE OD (ØT)	NPT Female Pipe Size (P)	LENGTH (L)	HEX (F)
	(mm)	(Inches)	(mm)	(F)
3M-CFCD-2N	3	1/8	28.7	14
3M-CFCD-4N	3	1/4	33.5	19
4M-CFCD-2N	4	1/8	29.7	14
6M-CFCD-2N	6	1/8	31.3	14
6M-CFCD-4N	6	1/4	35.8	19
6M-CFCD-6N	6	3/8	37.6	22
6M-CFCD-8N	6	1/2	42.5	27
8M-CFCD-2N	8	1/8	32.1	16
8M-CFCD-4N	8	1/4	37.0	19
8M-CFCD-6N	8	3/8	38.5	22
8M-CFCD-8N	8	1/2	43.3	27
10M-CFCD-4N	10	1/4	37.8	19
10M-CFCD-6N	10	3/8	39.4	22
10M-CFCD-8N	10	1/2	44.2	27
12M-CFCD-4N	12	1/4	40.3	22
12M-CFCD-6N	12	3/8	41.9	22
12M-CFCD-8N	12	1/2	46.7	27
15-CFCD-8N	15	1/2	46.7	27
16M-CFCD-6N	16	3/8	41.9	27
16M-CFCD-8N	16	1/2	46.9	27
25M-CFCD-12N	25	3/4	53.4	35
25M-CFCD-16N	25	1	62.3	41

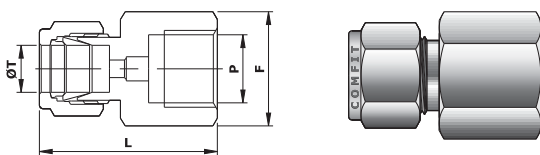
Female Connector-RG__FT x ISOP(F)



1) RG parallel threads are commonly used with flat RG gasket, please refer page no. 46

COMFIT PRODUCT CODE	TUBE OD (ØT)	BSP (ISO) Female Pipe Size (P)	LENGTH (L)	HEX (F)
	(Inch)			
2-CFCRGD-6IP	1/8	3/8	1.22	7/8
4-CFCRGD-4IP	1/4	1/4	1.48	3/4
4-CFCRGD-6IP	1/4	3/8	1.48	7/8
4-CFCRGD-8IP	1/4	1/2	1.71	1-1/16
5-CFCRGD-4IP	5/16	1/4	1.51	3/4
5-CFCRGD-8IP	5/16	1/2	1.61	1-1/16
6-CFCRGD-4IP	3/8	1/4	1.54	3/4
6-CFCRGD-6IP	3/8	3/8	1.52	7/8
6-CFCRGD-8IP	3/8	1/2	1.65	1-1/16
8-CFCRGD-4IP	1/2	1/4	1.65	7/8
8-CFCRGD-6IP	1/2	3/8	1.75	7/8
8-CFCRGD-8IP	1/2	1/2	1.90	1-1/16

Female Connector-RG__MT x ISOP(F)

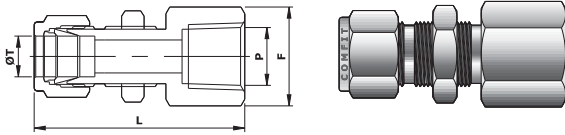


1) RG parallel threads are commonly used with flat RG gasket, please refer page no. 46

COMFIT PRODUCT CODE	TUBE OD (ØT)	BSP (ISO) Female Pipe Size (P)	LENGTH (L)	HEX (F)
	(mm)	(Inch)	(mm)	(F)
3M-CFCRGD-4IP	3	1/4	35.5	19
6M-CFCRGD-4IP	6	1/4	37.6	19
6M-CFCRGD-6IP	6	3/8	37.6	22
6M-CFCRGD-8IP	6	1/2	43.5	27
8M-CFCRGD-4IP	8	1/4	38.5	19
8M-CFCRGD-6IP	8	3/8	36.2	22
8M-CFCRGD-8IP	8	1/2	41.0	27
10M-CFCRGD-4IP	10	1/4	39.4	19
10M-CFCRGD-6IP	10	3/8	38.8	22
10M-CFCRGD-8IP	10	1/2	42.1	27
12M-CFCRGD-4IP	12	1/4	41.9	22
12M-CFCRGD-6IP	12	3/8	44.4	22
12M-CFCRGD-8IP	12	1/2	48.2	27
20M-CFCRGD-8IP	20	1/2	54.3	30
22M-CFCRGD-8IP	22	1/2	54.3	30

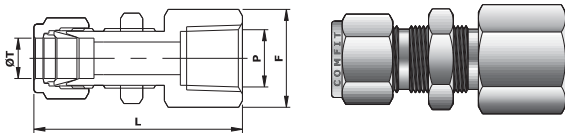
DIMENSIONS FOR REFERENCE ONLY, SUBJECT TO CHANGE.

Bulkhead Female Connector__FT x NPT(F)



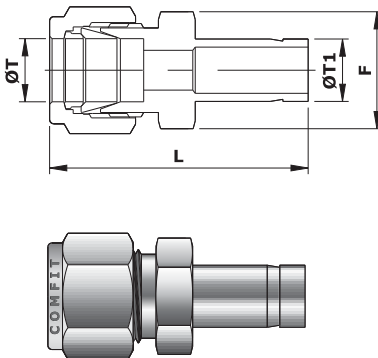
COMFIT PRODUCT CODE	TUBE OD (ØT)	NPT Female Pipe Size (P)	LENGTH (L)	HEX (F)
	(Inches)			
2-CBFCD-2N	1/8	1/8	1.76	9/16
4-CBFCD-2N	1/4	1/8	1.85	5/8
4-CBFCD-4N	1/4	1/4	2.04	3/4
5-CBFCD-2N	5/16	1/8	1.96	11/16
5-CBFCD-8N	5/16	1/2	2.38	1-1/16
6-CBFCD-4N	3/8	1/4	2.17	3/4
8-CBFCD-6N	1/2	3/8	2.43	7/8
8-CBFCD-8N	1/2	1/2	2.62	1
12-CBFCD-12N	3/4	3/4	2.90	1-1/4
16-CBFCD-16N	1	1	3.68	1-5/8

Bulkhead Female Connector__MT x NPT(F)



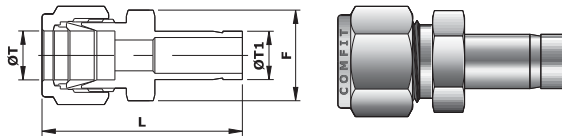
COMFIT PRODUCT CODE	TUBE OD (ØT)	NPT Female Pipe Size (P)	LENGTH (L)	HEX (F)
	(mm)	(Inches)	(mm)	
6M-CBFCD-2N	6	1/8	47.2	16
6M-CBFCD-4N	6	1/4	51.8	19
8M-CBFCD-2N	8	1/8	49.6	17,4
10M-CBFCD-4N	10	1/4	55.2	19
12M-CBFCD-6N	12	3/8	60.9	25
12M-CBFCD-8N	12	1/2	66.5	27

Reducer__FT x Fractional Stub



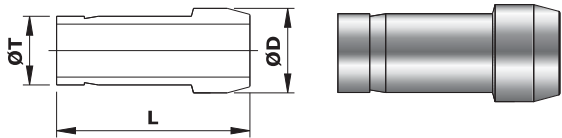
COMFIT PRODUCT CODE	TUBE OD (ØT)	TUBE OD (ØT1)	LENGTH (L)	HEX (F)
	(Inches)			
2-CRD-1S	1/8	1/16	1.14	7/16
2-CRD-2S	1/8	1/8	1.32	7/16
2-CRD-3S	1/8	3/16	1.35	7/16
2-CRD-4S	1/8	1/4	1.42	7/16
2-CRD-6S	1/8	3/8	1.48	7/16
2-CRD-8S	1/8	1/2	1.74	9/16
4-CRD-2S	1/4	1/8	1.45	1/2
4-CRD-3S	1/4	3/16	1.48	1/2
4-CRD-4S	1/4	1/4	1.54	1/2
4-CRD-5S	1/4	5/16	1.57	1/2
4-CRD-6S	1/4	3/8	1.60	1/2
4-CRD-8S	1/4	1/2	1.82	9/16
4-CRD-10S	1/4	5/8	1.89	11/16
4-CRD-12S	1/4	3/4	1.88	7/8
5-CRD-6S	5/16	3/8	1.65	9/16
5-CRD-8S	5/16	1/2	1.87	9/16
6-CRD-4S	3/8	1/4	1.63	5/8
6-CRD-6S	3/8	3/8	1.70	5/8
6-CRD-8S	3/8	1/2	1.91	5/8
6-CRD-10S	3/8	5/8	1.98	11/16
6-CRD-12S	3/8	3/4	1.98	7/8
8-CRD-4S	1/2	1/4	1.77	7/8
8-CRD-6S	1/2	3/8	1.84	7/8
8-CRD-8S	1/2	1/2	2.06	7/8
8-CRD-10S	1/2	5/8	2.12	7/8
8-CRD-12S	1/2	3/4	2.12	7/8
8-CRD-16S	1/2	1	2.37	1-1/16
12-CRD-8S	3/4	1/2	2.15	1-1/16

Reducer__MT x Metric Stub



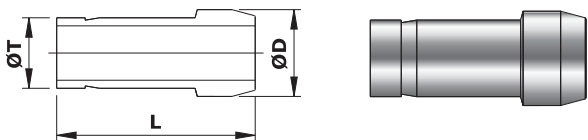
COMFIT PRODUCT CODE	TUBE OD (ØT)	TUBE OD (ØT1)	LENGTH (L)	HEX (F)
	(mm)			
2M-CRD-3MS	2	3	33.5	12
3M-CRD-4MS	3	4	35.0	12
3M-CRD-6MS	3	6	36.1	12
3M-CRD-10MS	3	10	38.4	14
4M-CRD-6MS	4	6	37.1	12
6M-CRD-3MS	6	3	36.9	14
6M-CRD-8MS	6	8	39.9	14
6M-CRD-10MS	6	10	40.7	14
6M-CRD-12MS	6	12	46.3	14
6M-CRD-18MS	6	18	49.6	22
8M-CRD-6MS	8	6	40.3	16
8M-CRD-10MS	8	10	42.0	16
8M-CRD-12MS	8	12	47.6	16
10M-CRD-6MS	10	6	42.4	19
10M-CRD-8MS	10	8	43.4	19
10M-CRD-12MS	10	12	49.8	19
10M-CRD-15MS	10	15	51.3	19
10M-CRD-18MS	10	18	51.3	22
12M-CRD-6MS	12	6	44.9	22
12M-CRD-8MS	12	8	45.9	22
12M-CRD-10MS	12	10	46.7	22
12M-CRD-16MS	12	16	53.8	22
12M-CRD-18MS	12	18	53.8	22
12M-CRD-20MS	12	20	56.1	22
12M-CRD-22MS	12	22	56.1	25
12M-CRD-25MS	12	25	62.4	27
16M-CRD-12MS	16	12	53.0	25
16M-CRD-18MS	16	18	54.7	25
16M-CRD-20MS	16	20	55.3	25
16M-CRD-25MS	16	25	64.0	27
25M-CRD-16MS	25	16	63.2	30
25M-CRD-18MS	25	18	63.1	35
25M-CRD-20MS	25	20	64.6	35

Port Connector__Two Fractional Stub



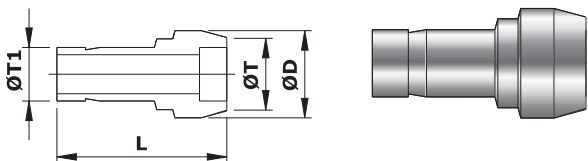
COMFIT PRODUCT CODE	TUBE OD (ØT)	LENGTH (L)	(ØD)
	(Inch)		
2S-CPCD	1/8	0.88	0.24
4S-CPCD	1/4	0.97	0.37
5S-CPCD	5/16	1.02	0.43
6S-CPCD	3/8	1.03	0.50
8S-CPCD	1/2	1.41	0.62
12S-CPCD	3/4	1.47	0.87
16S-CPCD	1	1.89	1.12

Port Connector__Two Metric Stub



COMFIT PRODUCT CODE	TUBE OD (ØT)	LENGTH (L)	(ØD)
	(mm)		
3MS-CPCD	3	22.2	6.0
6MS-CPCD	6	24.6	9.0
8MS-CPCD	8	25.9	11.0
10MS-CPCD	10	26.1	13.1
12MS-CPCD	12	35.8	15.0
15MS-CPCD	15	37.4	19.0
16MS-CPCD	16	37.4	19.0
25MS-CPCD	25	48.0	28.0

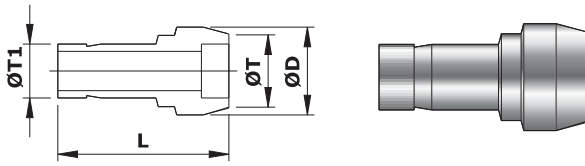
Reducer Port Connector__Two Fractional Stub



COMFIT PRODUCT CODE	TUBE OD (ØT)	TUBE OD (ØT1)	LENGTH (L)	(ØD)
	(Inch)			
2S-CRPCD-1S	1/8	1/16	0.68	0.24
4S-CRPCD-1S	1/4	1/16	0.71	0.37
4S-CRPCD-2S	1/4	1/8	0.89	0.37
6S-CRPCD-2S	3/8	1/8	0.91	0.50
6S-CRPCD-4S	3/8	1/4	0.93	0.50
8S-CRPCD-4S	1/2	1/4	1.15	0.62
8S-CRPCD-6S	1/2	3/8	1.520	0.62
12S-CRPCD-8S	3/4	1/2	1.49	0.87
16S-CRPCD-8S	1	1/2	1.68	1.12
16S-CRPCD-12S	1	3/4	1.71	1.12

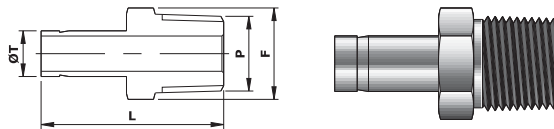
DIMENSIONS FOR REFERENCE ONLY, SUBJECT TO CHANGE.

Reducer Port Connector__Two Metric Stub



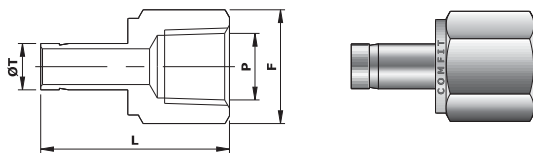
COMFIT PRODUCT CODE	TUBE OD (ØT)	TUBE OD (ØT1)	LENGTH (L)	(ØD)
	(mm)			
6MS-CRPCD-3MS	6	3	22.6	9.0
8MS-CRPCD-6MS	8	6	24.7	11.0
10MS-CRPCD-6MS	10	6	25.0	13.1
10MS-CRPCD-8MS	10	8	26.0	13.1
12MS-CRPCD-6MS	12	6	29.1	15.0
12MS-CRPCD-8MS	12	8	29.8	15.0
12MS-CRPCD-10MS	12	10	30.4	15.0
16MS-CRPCD-12MS	16	12	36.2	19.0

Male Adapter__Fractional Stub x NPT(M)



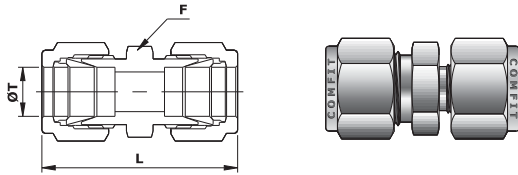
COMFIT PRODUCT CODE	TUBE OD (ØT)	NPT Male Pipe Size (P)	LENGTH (L)	HEX (F)
	(Inch)			
2S-CMAD-2N	1/8	1/8	1.16	7/16
2S-CMAD-4N	1/8	1/4	1.37	9/16
4S-CMAD-2N	1/4	1/8	1.25	7/16
4S-CMAD-4N	1/4	1/4	1.46	9/16
4S-CMAD-6N	1/4	3/8	1.49	11/16
4S-CMAD-8N	1/4	1/2	1.71	7/8
5S-CMAD-2N	5/16	1/8	1.29	7/16
5S-CMAD-4N	5/16	1/4	1.50	9/16
5S-CMAD-6N	5/16	3/8	1.53	11/16
5S-CMAD-8N	5/16	1/2	1.74	7/8
6S-CMAD-2N	3/8	1/8	1.32	7/16
6S-CMAD-4N	3/8	1/4	1.53	9/16
6S-CMAD-6N	3/8	3/8	1.56	11/16
6S-CMAD-8N	3/8	1/2	1.78	7/8
8S-CMAD-4N	1/2	1/4	1.75	9/16
8S-CMAD-6N	1/2	3/8	1.78	11/16
8S-CMAD-8N	1/2	1/2	2.00	7/8
12S-CMAD-8N	3/4	1/2	2.06	7/8
12S-CMAD-12N	3/4	3/4	2.06	1-1/16
12S-CMAD-16N	3/4	1	2.41	1-3/8
16S-CMAD-12N	1	3/4	2.31	1-1/16
16S-CMAD-16N	1	1	2.60	1-3/8

Female Adapter__Fractional Stub x NPT(F)



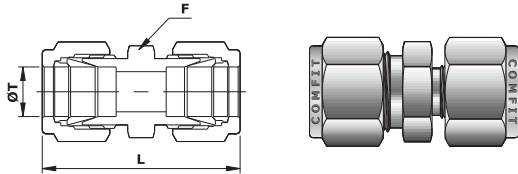
COMFIT PRODUCT CODE	TUBE OD (ØT)	NPT Female Pipe Size (P)	LENGTH (L)	HEX (F)
	(Inch)			
2S-CFAD-2N	1/8	1/8	1.24	9/16
2S-CFAD-4N	1/8	1/4	1.39	3/4
4S-CFAD-2N	1/4	1/8	1.30	9/16
4S-CFAD-4N	1/4	1/4	1.46	3/4
4S-CFAD-6N	1/4	3/8	1.55	7/8
4S-CFAD-8N	1/4	1/2	1.79	1-1/16
5S-CFAD-2N	5/16	1/8	1.34	9/16
5S-CFAD-4N	5/16	1/4	1.48	3/4
5S-CFAD-6N	5/16	3/8	1.59	7/8
6S-CFAD-2N	3/8	1/8	1.35	9/16
6S-CFAD-4N	3/8	1/4	1.50	3/4
6S-CFAD-6N	3/8	3/8	1.59	7/8
6S-CFAD-8N	3/8	1/2	1.84	1-1/16
8S-CFAD-4N	1/2	1/4	1.71	3/4
8S-CFAD-6N	1/2	3/8	1.79	7/8
8S-CFAD-8N	1/2	1/2	2.04	1-1/16
12S-CFAD-8N	3/4	1/2	2.08	1-1/16
12S-CFAD-12N	3/4	3/4	2.16	1-5/16
12S-CFAD-16N	3/4	1	2.30	1-5/8
16S-CFAD-12N	1	3/4	2.39	1-5/16
16S-CFAD-16N	1	1	2.53	1-5/8

Union_FT X FT



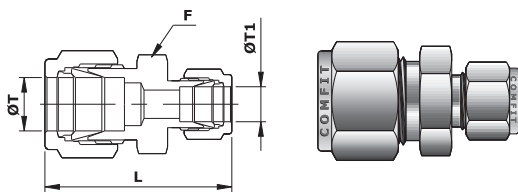
COMFIT PRODUCT CODE	TUBE OD (ØT)	LENGTH (L)	HEX (F)
	(Inches)		
2-CUD	1/8	1.40	7/16
4-CUD	1/4	1.61	1/2
5-CUD	5/16	1.69	9/16
6-CUD	3/8	1.77	5/8
8-CUD	1/2	2.02	7/8
12-CUD	3/4	2.11	1-1/16
16-CUD	1	2.55	1-3/8

Union_MT X MT



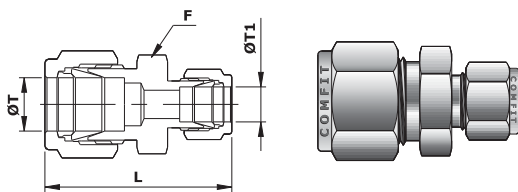
COMFIT PRODUCT CODE	TUBE OD (ØT)	LENGTH (L)	HEX (F)
	(mm)		
2M-CUD	2	35.6	12
3M-CUD	3	35.3	12
4M-CUD	4	37.3	12
6M-CUD	6	41.0	14
8M-CUD	8	43.2	15
10M-CUD	10	46.2	19
12M-CUD	12	51.2	22
15M-CUD	15	52.0	25
16M-CUD	16	52.0	25
25M-CUD	25	65.0	35

Reducer Union_FT X FT



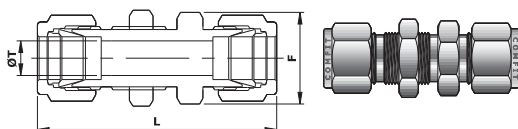
COMFIT PRODUCT CODE	TUBE OD (ØT)	TUBE OD (ØT1)	LENGTH (L)	HEX (F)
	(Inches)			
2-CRUD-1	1/8	1/16	1.22	7/16
4-CRUD-1	1/4	1/16	1.35	1/2
4-CRUD-2	1/4	1/8	1.52	1/2
4-CRUD-3	1/4	3/16	1.55	1/2
5-CRUD-2	5/16	1/8	1.56	9/16
5-CRUD-4	5/16	1/4	1.66	9/16
6-CRUD-1	3/8	1/16	1.44	5/8
6-CRUD-2	3/8	1/8	1.61	5/8
6-CRUD-4	3/8	1/4	1.70	5/8
6-CRUD-5	3/8	5/16	1.74	5/8
8-CRUD-2	1/2	1/8	1.78	7/8
8-CRUD-4	1/2	1/4	1.85	7/8
8-CRUD-6	1/2	3/8	1.91	7/8
12-CRUD-4	3/4	1/4	1.94	1-1/16
12-CRUD-6	3/4	3/8	2.00	1-1/16
12-CRUD-8	3/4	1/2	2.11	1-1/16
12-CRUD-10	3/4	5/8	2.11	1-1/16
16-CRUD-8	1	1/2	2.38	1-3/8
16-CRUD-12	1	3/4	2.38	1-3/8

Reducer Union_MT X MT



COMFIT PRODUCT CODE	TUBE OD (ØT)	TUBE OD (ØT1)	LENGTH (L)	HEX (F)
	(mm)			
3M-CRUD-2M	3	2	35.3	12
6M-CRUD-2M	6	2	38.6	14
6M-CRUD-3M	6	3	38.6	14
6M-CRUD-4M	6	4	39.4	14
8M-CRUD-6M	8	6	42.3	16
10M-CRUD-6M	10	6	44.5	19
10M-CRUD-8M	10	8	45.1	19
12M-CRUD-6M	12	6	47.0	22
12M-CRUD-8M	12	8	47.8	22
12M-CRUD-10M	12	10	48.7	22
16M-CRUD-10M	16	10	49.5	25
16M-CRUD-12M	16	12	52.0	25
25M-CRUD-18M	25	18	61.0	35
25M-CRUD-25M	25	25	62.3	35

Bulkhead Union_FT X FT

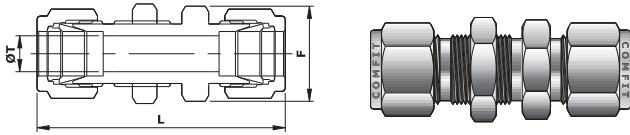


COMFIT PRODUCT CODE	TUBE OD (ØT)	LENGTH (L)	HEX (F)
	(Inches)		
2-CBUD	1/8	2.02	1/2
4-CBUD	1/4	2.27	5/8
5-CBUD	5/16	2.39	11/16
6-CBUD	3/8	2.45	3/4
8-CBUD	1/2	2.80	1
12-CBUD	3/4	3.11	1-3/16
16-CBUD	1	3.77	1-5/8

DIMENSIONS FOR REFERENCE ONLY, SUBJECT TO CHANGE.

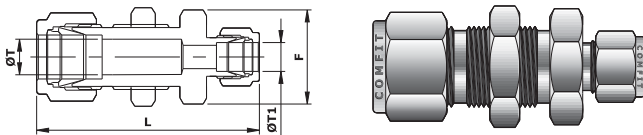


Bulkhead Union_MT X MT



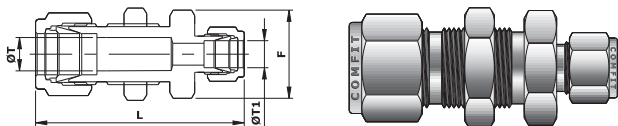
COMFIT PRODUCT CODE	TUBE OD (ØT)	LENGTH (L)	HEX (F)
	(mm)		
3M-CBUD	3	51.3	14
4M-CBUD	4	53.6	14
6M-CBUD	6	57.7	16
8M-CBUD	8	61.0	19
10M-CBUD	10	63.7	22
12M-CBUD	12	71.0	25
15M-CBUD	15	72.5	27
16M-CBUD	16	72.5	27
25M-CBUD	25	95.8	41

Bulkhead Reducer Union_FT X FT



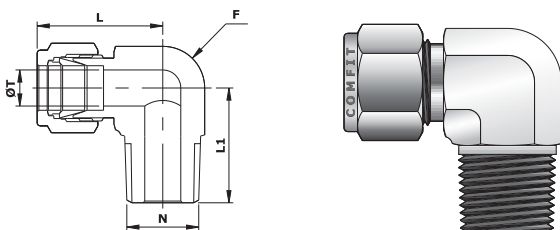
COMFIT PRODUCT CODE	TUBE OD (ØT)	TUBE OD (ØT1)	LENGTH (L)	HEX (F)
	(Inches)			
4-CBRUD-2	1/4	1/8	2.17	5/8
6-CBRUD-4	3/8	1/4	2.39	3/4
8-CBRUD-4	1/2	1/4	2.63	1

Bulkhead Reducer Union_MT X MT



COMFIT PRODUCT CODE	TUBE OD (ØT)	TUBE OD (ØT1)	LENGTH (L)	HEX (F)
	(mm)			
12M-CBRUD-10M	12	10	68	25

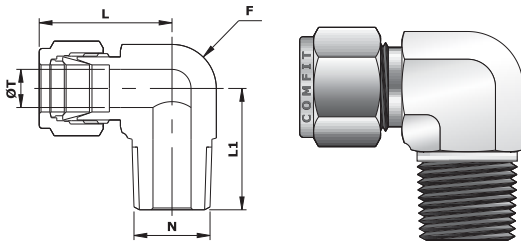
Male Elbow_FT X NPT(M)



COMFIT PRODUCT CODE	TUBE OD (ØT)	NPT MALE PIPE (N)	LENGTH (L)	LENGTH (L1)	HEX (F)
	(Inch)				
2-CMED-1N	1/8	1/16	0.93	0.70	7/16
2-CMED-2N	1/8	1/8	0.93	0.70	7/16
2-CMED-4N	1/8	1/4	0.97	0.92	9/16
4-CMED-1N	1/4	1/16	1.06	0.74	1/2
4-CMED-2N	1/4	1/8	1.06	0.74	1/2
4-CMED-4N	1/4	1/4	1.06	0.92	9/16
4-CMED-6N	1/4	3/8	1.17	1.03	11/16
4-CMED-8N	1/4	1/2	1.25	1.30	7/8
5-CMED-2N	5/16	1/8	1.13	0.78	5/8
5-CMED-4N	5/16	1/4	1.13	0.96	5/8
5-CMED-6N	5/16	3/8	1.20	1.03	11/16
6-CMED-2N	3/8	1/8	1.20	0.82	5/8
6-CMED-4N	3/8	1/4	1.20	1.00	5/8
6-CMED-6N	3/8	3/8	1.23	1.03	11/16
6-CMED-8N	3/8	1/2	1.31	1.30	7/8
6-CMED-12N	3/8	3/4	1.46	1.45	1-1/16
8-CMED-4N	1/2	1/4	1.42	1.11	13/16
8-CMED-6N	1/2	3/8	1.42	1.11	13/16
8-CMED-8N	1/2	1/2	1.42	1.30	7/8
8-CMED-12N	1/2	3/4	1.57	1.45	1-1/16
12-CMED-8N	3/4	1/2	1.57	1.45	1-1/16
12-CMED-12N	3/4	3/4	1.57	1.45	1-1/16
16-CMED-12N	1	3/4	1.93	1.64	1-3/8
16-CMED-16N	1	1	1.93	1.83	1-3/8

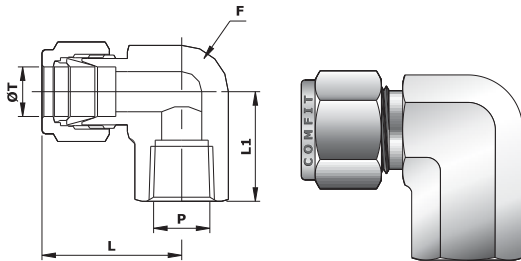
DIMENSIONS FOR REFERENCE ONLY, SUBJECT TO CHANGE.

Male Elbow_MT X NPT (M)



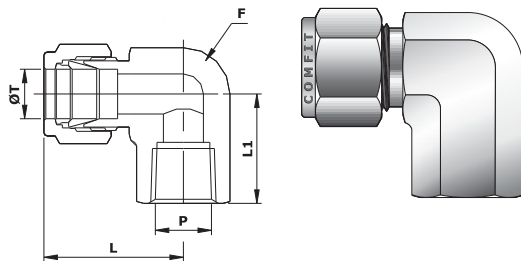
COMFIT PRODUCT CODE	TUBE OD (ØT)	NPT MALE PIPE (N)	LENGTH (L)	LENGTH (L1)	HEX (F)
	(mm)	(Inch)	(mm)	(mm)	(Inch)
3M-CMED-2N	3	1/8	23.6	17.8	7/16
3M-CMED-4N	3	1/4	24.6	23.4	1/2
4M-CMED-2N	4	1/8	25.4	18.8	1/2
4M-CMED-4N	4	1/4	25.4	23.4	9/16
6M-CMED-2N	6	1/8	27.0	18.8	1/2
6M-CMED-4N	6	1/4	27.0	23.4	9/16
6M-CMED-6N	6	3/8	29.8	26.2	11/16
6M-CMED-8N	6	1/2	31.8	33.0	13/16
8M-CMED-2N	8	1/8	28.8	19.8	9/16
8M-CMED-4N	8	1/4	28.8	24.4	9/16
8M-CMED-6N	8	3/8	30.6	26.2	11/16
8M-CMED-8N	8	1/2	32.6	33.0	13/16
10M-CMED-2N	10	1/8	31.5	21.6	11/16
10M-CMED-4N	10	1/4	31.5	26.2	11/16
10M-CMED-6N	10	3/8	31.5	26.2	11/16
10M-CMED-8N	10	1/2	33.5	33.0	7/8
12M-CMED-4N	12	1/4	36.0	28.2	13/16
12M-CMED-6N	12	3/8	36.0	28.2	13/16
12M-CMED-8N	12	1/2	36.0	33.0	7/8
12M-CMED-12N	12	3/4	39.8	36.8	1-1/16
15M-CMED-8N	15	1/2	38.0	35.1	15/16
16M-CMED-6N	16	3/8	38.0	30.2	15/16
16M-CMED-8N	16	1/2	38.0	35.1	15/16
16M-CMED-12N	16	3/4	39.8	36.8	1-1/16
25M-CMED-12N	25	3/4	49.1	41.7	1-3/8
25M-CMED-16N	25	1	49.1	46.5	1-3/8

Female Elbow_FT X NPT (F)



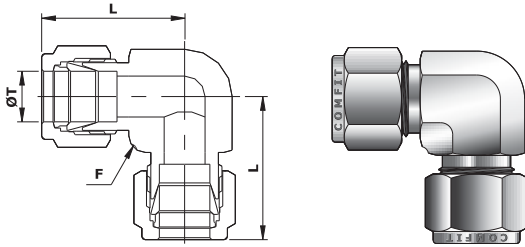
COMFIT PRODUCT CODE	TUBE OD (ØT)	NPT Female Pipe Size (P)	LENGTH (L)	LENGTH (L1)	HEX (F)
	(Inch)	(Inch)	(mm)	(mm)	(Inch)
2-CFED-2N	1/8	1/8	0.97	0.75	9/16
2-CFED-4N	1/8	1/4	1.08	0.88	3/4
4-CFED-2N	1/4	1/8	1.06	0.75	9/16
4-CFED-4N	1/4	1/4	1.17	0.88	3/4
4-CFED-6N	1/4	3/8	1.25	0.88	7/8
4-CFED-8N	1/4	1/2	1.36	1.12	1-1/16
5-CFED-2N	5/16	1/8	1.13	0.75	9/16
5-CFED-4N	5/16	1/4	1.20	0.88	3/4
6-CFED-2N	3/8	1/8	1.20	0.75	5/8
6-CFED-4N	3/8	1/4	1.23	0.88	3/4
6-CFED-6N	3/8	3/8	1.31	0.88	7/8
6-CFED-8N	3/8	1/2	1.42	1.12	1-1/16
8-CFED-4N	1/2	1/4	1.42	0.88	3/4
8-CFED-6N	1/2	3/8	1.42	0.88	7/8
8-CFED-8N	1/2	1/2	1.53	1.12	1-1/16
12-CFED-8N	3/4	1/2	1.57	1.12	1-1/16
12-CFED-12N	3/4	3/4	1.76	1.25	1-3/8
16-CFED-12N	1	3/4	1.93	1.25	1-3/8
16-CFED-16N	1	1	2.11	1.50	1-11/16

Female Elbow_MT X NPT (F)



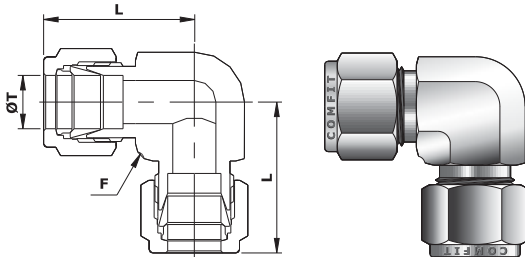
COMFIT PRODUCT CODE	TUBE OD (ØT)	NPT Female Pipe Size (P)	LENGTH (L)	LENGTH (L1)	HEX (F)
	(mm)	(Inch)	(mm)	(mm)	(Inch)
6M-CFED-2N	6	1/8	27.0	19.0	9/16
6M-CFED-4N	6	1/4	29.8	22.4	3/4
6M-CFED-8N	6	1/2	34.6	28.4	1-1/16
8M-CFED-2N	8	1/8	28.8	19.1	9/16
8M-CFED-4N	8	1/4	30.6	22.4	3/4
10M-CFED-2N	10	1/8	31.5	19.0	11/16
10M-CFED-4N	10	1/4	33.5	22.4	3/4
10M-CFED-6N	10	3/8	33.5	22.4	7/8
10M-CFED-8N	10	1/2	36.3	28.5	1-1/8
12M-CFED-4N	12	1/4	36.0	22.4	13/16
12M-CFED-6N	12	3/8	36.0	22.4	7/8
12M-CFED-8N	12	1/2	38.8	28.4	1-1/16
16M-CFED-6N	16	3/8	39.5	23.6	1-1/16
16M-CFED-8N	16	1/2	39.5	28.4	1-1/16

Union Elbow_FT X FT



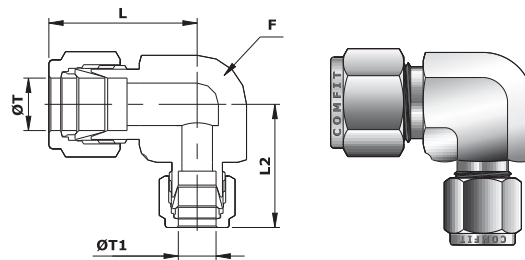
COMFIT PRODUCT CODE	TUBE OD (ØT)	LENGTH (L)	HEX (F)
	(Inch)		
2-CUED	1/8	0.88	7/16
4-CUED	1/4	1.06	9/16
5-CUED	5/16	1.13	9/16
6-CUED	3/8	1.20	5/8
8-CUED	1/2	1.42	13/16
12-CUED	3/4	1.57	1-1/16
16-CUED	1	1.93	1-3/8

Union Elbow_MT X MT



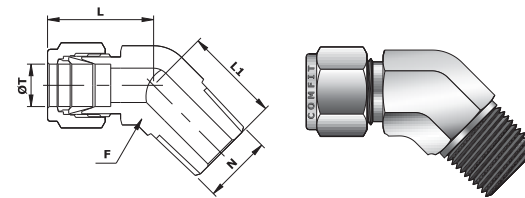
COMFIT PRODUCT CODE	TUBE OD (ØT)	LENGTH (L)	HEX (F)
	(mm)		(Inch)
3M-CUED	3	22.3	7/16
4M-CUED	4	25.4	7/16
6M-CUED	6	27.0	9/16
8M-CUED	8	28.8	9/16
10M-CUED	10	31.5	11/16
12M-CUED	12	36.0	13/16
14M-CUED	14	38.0	1
15M-CUED	15	38.8	1
16M-CUED	16	38.0	1
25M-CUED	25	49.1	1-3/8

Reducer Union Elbow_FT X FT



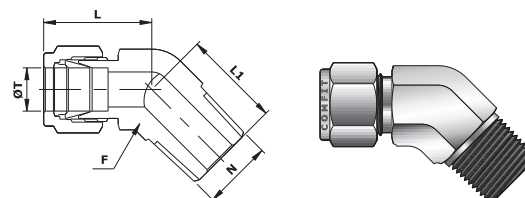
COMFIT PRODUCT CODE	TUBE OD (ØT)	TUBE OD (ØT1)	LENGTH (L)	LENGTH (L1)	HEX (F)
	(Inch)				
4-CRUED-2	1/4	1/8	1.06	0.96	9/16
5-CRUED-2	5/16	1/8	1.17	1.04	5/8
5-CRUED-4	5/16	1/4	1.17	1.14	5/8
6-CRUED-2	3/8	1/8	1.20	1.04	11/16
6-CRUED-4	3/8	1/4	1.20	1.09	11/16
6-CRUED-5	3/8	5/16	1.20	1.17	11/16
8-CRUED-4	1/2	1/4	1.42	1.25	13/16
8-CRUED-5	1/2	5/16	1.42	1.28	13/16
8-CRUED-6	1/2	3/8	1.42	1.31	13/16
12-CRUED-4	3/4	1/4	1.56	1.38	1-1/16
12-CRUED-6	3/4	3/8	1.56	1.45	1-1/16
12-CRUED-8	3/4	1/2	1.56	1.56	1-1/16
16-CRUED-8	1	1/2	1.94	1.62	1-3/8
16-CRUED-12	1	3/4	1.94	1.76	1-3/8

45° Male Elbow_FT X NPT (M)



COMFIT PRODUCT CODE	TUBE OD (ØT)	NPT MALE PIPE (N)	LENGTH (L)	LENGTH (L1)	HEX (F)
	(Inch)				
2-C45MED-2N	1/8	1/8	0.88	0.66	7/16
4-C45MED-2N	1/4	1/8	0.97	0.65	9/16
4-C45MED-4N	1/4	1/4	0.97	0.83	9/16
5-C45MED-2N	5/16	1/8	1.01	0.66	9/16
6-C45MED-2N	3/8	1/8	1.10	0.72	5/8
6-C45MED-4N	3/8	1/4	1.10	0.90	5/8
6-C45MED-6N	3/8	3/8	1.15	0.95	13/16
8-C45MED-6N	1/2	3/8	1.26	0.95	13/16
8-C45MED-8N	1/2	1/2	1.26	1.14	7/8
12-C45MED-12N	3/4	3/4	1.34	1.22	1-1/16
16-C45MED-16N	1	1	1.59	1.49	1-3/8

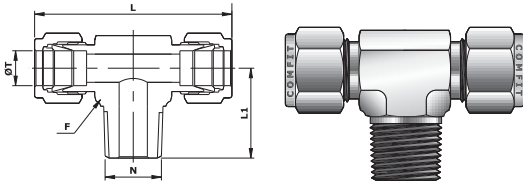
45° Male Elbow_MT X NPT (M)



COMFIT PRODUCT CODE	TUBE OD (ØT)	NPT MALE PIPE (N)	LENGTH (L)	LENGTH (L1)	HEX (F)
	(mm)	(Inch)	(mm)	(mm)	(mm)
6M-C45MED-2N	6	1/8	16.0	16.8	14.0
6M-C45MED-4N	6	1/4	21.8	21.8	14.0
8M-C45MED-2N	8	1/8	16.8	16.8	14.0
10M-C45MED-4N	10	1/4	19.0	24.1	19.0
12M-C45MED-6N	12	3/8	19.0	24.1	19.0
12M-C45MED-8N	12	1/2	20.6	29.7	22.0
16M-C45MED-8N	16	1/2	20.6	29.7	22.0

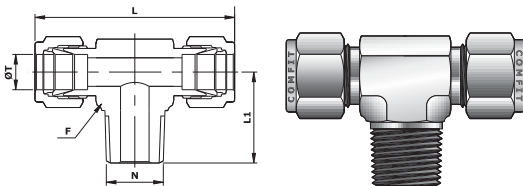
DIMENSIONS FOR REFERENCE ONLY, SUBJECT TO CHANGE.

Male Branch Tee_FT X NPT (M)



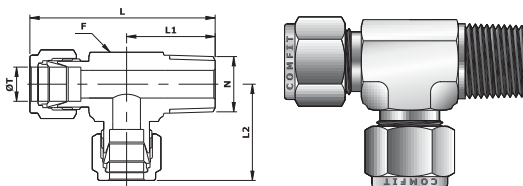
COMFIT PRODUCT CODE	TUBE OD (ØT)	NPT MALE PIPE (N)	LENGTH (L)	LENGTH (L1)	HEX (F)
	(Inch)				
2-CMBTD-2N	1/8	1/8	1.86	0.70	7/16
2-CMBTD-4N	1/8	1/4	1.94	0.92	9/16
4-CMBTD-2N	1/4	1/8	2.12	0.74	9/16
4-CMBTD-4N	1/4	1/4	2.12	0.92	9/16
5-CMBTD-2N	5/16	1/8	2.34	0.82	5/8
5-CMBTD-4N	5/16	1/4	2.34	1.01	5/8
6-CMBTD-4N	3/8	1/4	2.40	1.00	5/8
6-CMBTD-6N	3/8	3/8	2.62	0.11	11/16
8-CMBTD-6N	1/2	3/8	2.84	1.11	13/16
8-CMBTD-8N	1/2	1/2	2.84	1.30	7/8
12-CMBTD-12N	3/4	3/4	3.14	1.45	1-1/16
16-CMBTD-12N	1	3/4	3.88	1.66	1-3/8
16-CMBTD-16N	1	1	3.88	1.84	1-3/8

Male Branch Tee_MT X NPT (M)



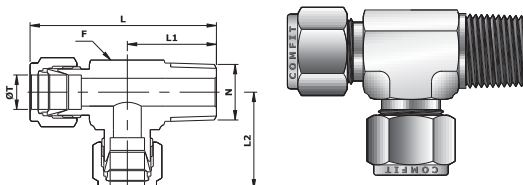
COMFIT PRODUCT CODE	TUBE OD (ØT)	NPT MALE PIPE (N)	LENGTH (L)	LENGTH (L1)	HEX (F)
	(mm)	(Inch)	(mm)		(Inch)
6M-CMBTD-2N	6	1/8	53.9	27.0	9/16
6M-CMBTD-4N	6	1/4	53.9	27.0	9/16
8M-CMBTD-2N	8	1/8	59.7	29.9	5/8
8M-CMBTD-4N	8	1/4	59.7	29.9	5/8
10M-CMBTD-4N	10	1/4	67.0	33.5	13/16
10M-CMBTD-6N	10	3/8	67.0	33.5	13/16
12M-CMBTD-4N	12	1/4	72.0	36.0	13/16
12M-CMBTD-6N	12	3/8	72.0	36.0	13/16
12M-CMBTD-8N	12	1/2	72.0	36.0	7/8
16M-CMBTD-8N	16	1/2	77.6	38.8	15/16

Male Run Tee_FT X NPT (M)



COMFIT PRODUCT CODE	TUBE OD (ØT)	NPT MALE PIPE (N)	LENGTH (L)	LENGTH (L1)	LENGTH (L2)	HEX (F)
	(Inch)					
2-CMRTD-2N-2	1/8	1/8	1.63	0.70	0.93	7/16
2-CMRTD-4N-2	1/8	1/4	1.89	0.92	0.97	9/16
4-CMRTD-2N-4	1/4	1/8	1.80	0.74	1.06	9/16
4-CMRTD-4N-4	1/4	1/4	1.98	0.92	1.06	9/16
5-CMRTD-2N-5	5/16	1/8	1.99	0.82	1.17	5/8
5-CMRTD-4N-5	5/16	1/4	2.18	1.00	1.17	5/8
6-CMRTD-4N-6	3/8	1/4	2.20	1.00	1.20	5/8
6-CMRTD-6N-6	3/8	3/8	2.42	1.11	1.31	11/16
8-CMRTD-6N-8	1/2	3/8	2.53	1.11	1.42	13/16
8-CMRTD-8N	1/2	1/2	2.72	1.30	1.44	7/8
12-CMRTD-12N-12	3/4	3/4	3.02	1.45	1.57	1-1/16
16-CMRTD-12N-16	1	3/4	3.60	1.66	1.94	1-3/8
16-CMRTD-16N-16	1	1	3.78	1.84	1.94	1-3/8

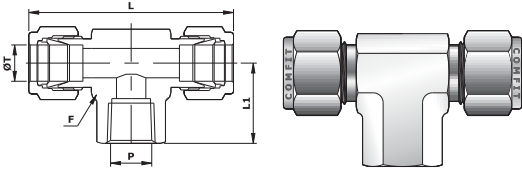
Male Run Tee_MT X NPT (M)



COMFIT PRODUCT CODE	TUBE OD (ØT)	NPT MALE PIPE (N)	LENGTH (L)	LENGTH (L1)	LENGTH (L2)	HEX (F)
	(mm)	(Inch)	(mm)			
6M-CMRTD-2N-6M	6	1/8	45.8	18.0	27.0	9/16
6M-CMRTD-4N-6M	6	1/4	50.3	23.4	27.0	9/16
8M-CMRTD-2N-8M	8	1/8	50.7	20.8	29.9	5/8
8M-CMRTD-4N-8M	8	1/4	55.3	25.4	29.9	5/8
10M-CMRTD-4N-10M	10	1/4	61.7	28.2	33.5	13/16
10M-CMRTD-8N-10M	10	1/2	66.5	33.0	33.5	7/8
12M-CMRTD-4N-12M	12	1/4	64.2	28.2	36.0	13/16
12M-CMRTD-6N-12M	12	3/8	64.2	28.2	36.0	13/16
12M-CMRTD-8N-12M	12	1/2	69.0	33.0	36.0	7/8
16M-CMRTD-8N-16M	16	1/2	73.1	35.0	38.0	15/16
16M-CMRTD-16N-16M	16	1	93.1	46.5	46.6	1-3/8

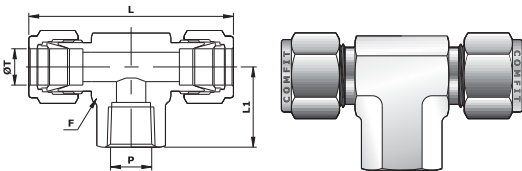
DIMENSIONS FOR REFERENCE ONLY, SUBJECT TO CHANGE.

Female Branch Tee_FT X NPT (F)



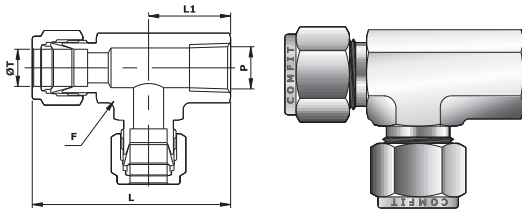
COMFIT PRODUCT CODE	TUBE OD (ØT)	NPT FEMALE PIPE Sizes (N)	LENGTH (L)	LENGTH (L1)	HEX (F)
	(Inch)				
2-CFBTD-2N	1/8	1/8	1.94	0.75	9/16
4-CFBTD-2N	1/4	1/8	2.12	0.75	9/16
4-CFBTD-4N	1/4	1/4	2.34	0.88	3/4
5-CFBTD-2N	5/16	1/8	2.34	0.75	5/8
6-CFBTD-4N	3/8	1/4	2.46	0.88	11/16
6-CFBTD-6N	3/8	3/8	2.62	0.88	7/8
6-CFBTD-8N	3/8	1/2	2.84	1.12	1-1/16
8-CFBTD-4N	1/2	1/4	2.84	0.88	13/16
8-CFBTD-6N	1/2	3/8	2.84	0.88	7/8
8-CFBTD-8N	1/2	1/2	3.06	1.12	1-1/16
12-CFBTD-12N	3/4	3/4	3.52	1.25	1-1/4
16-CFBTD-12N	1	3/4	3.86	1.25	1-1/4
16-CFBTD-16N	1	1	4.22	1.50	1-11/16

Female Branch Tee_MT X NPT (F)



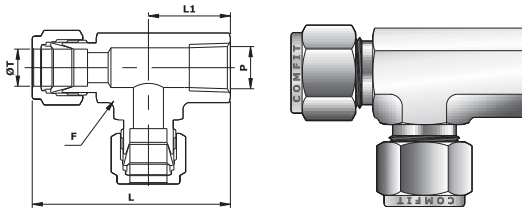
COMFIT PRODUCT CODE	TUBE OD (ØT)	NPT FEMALE PIPE Sizes (N)	LENGTH (L)	LENGTH (L1)	HEX (F)
	(mm)	(Inch)	(mm)		(Inch)
6M-CFBTD-2N	6	1/8	53.9	19.0	9/16
6M-CFBTD-4N	6	1/4	59.5	22.4	3/4
8M-CFBTD-2N	8	1/8	59.7	19.0	5/8
8M-CFBTD-4N	8	1/4	61.2	22.4	3/4
10M-CFBTD-4N	10	1/4	67.0	22.4	3/4
12M-CFBTD-2N	12	1/8	72.0	22.3	7/8
12M-CFBTD-4N	12	1/4	72.0	22.4	7/8
12M-CFBTD-6N	12	3/8	72.0	22.4	7/8
12M-CFBTD-8N	12	1/2	77.6	28.5	1-1/16
16M-CFBTD-8N	16	1/2	77.6	28.4	1-1/16

Female Run Tee_FT X NPT (F)



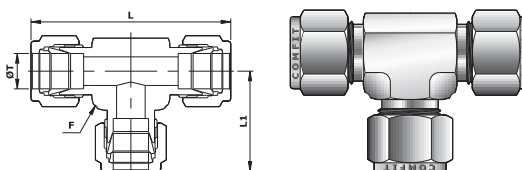
COMFIT PRODUCT CODE	TUBE OD (ØT)	NPT FEMALE PIPE Sizes (N)	LENGTH (L)	LENGTH (L1)	HEX (F)
	(mm)	(Inch)	(mm)		(Inch)
2-CFRTD-2N-2	1/8	1/8	1.72	0.75	9/16
4-CFRTD-2N-4	1/4	1/8	1.81	0.75	9/16
4-CFRTD-4N-4	1/4	1/4	2.05	0.88	3/4
5-CFRTD-2N-5	5/16	1/8	1.92	0.75	5/8
6-CFRTD-4N-6	3/8	1/4	2.11	0.88	3/4
8-CFRTD-4N-8	1/2	1/4	2.56	1.13	7/8
8-CFRTD-6N-8	1/2	3/8	2.30	0.88	7/8
8-CFRTD-8N-8	1/2	1/2	2.69	1.12	1-1/16
12-CFRTD-12N-12	3/4	3/4	3.01	1.25	1-1/4
16-CFRTD-12N-16	1	3/4	3.18	1.25	1-1/4
16-CFRTD-16N-16	1	1	3.61	1.50	1-11/16

Female Run Tee_MT X NPT (F)



COMFIT PRODUCT CODE	TUBE OD (ØT)	NPT Female Pipe Sizes (P)	LENGTH (L)	LENGTH (L1)	HEX (F)
	(mm)	(Inch)	(mm)		(Inch)
6M-CFRTD-2N-6M	6	1/8	46.0	19.0	9/16
6M-CFRTD-4N-6M	6	1/4	52.1	22.4	3/4
8M-CFRTD-2N-8M	8	1/8	48.9	19.0	5/8
8M-CFRTD-4N-8M	8	1/4	53.0	22.4	3/4
10M-CFRTD-4N-10M	10	1/4	55.9	22.4	3/4
12M-CFRTD-4N-12M	12	1/4	58.4	22.4	7/8
12M-CFRTD-6N-12M	12	3/8	58.4	22.4	7/8
12M-CFRTD-8N-12M	12	1/2	67.3	28.5	1-1/16
16M-CFRTD-8N-12M	16	1/2	28.4	28.4	1-1/16

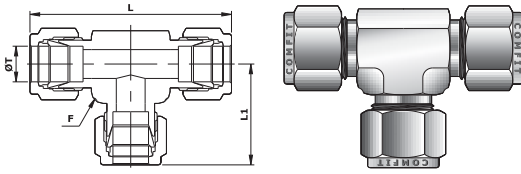
Union Tee_FT X FT



COMFIT PRODUCT CODE	TUBE OD (ØT)	Length (L)	LENGTH (L1)	HEX (F)
	(Inch)			
2-CUTD	1/8	1.76	0.88	7/16
3-CUTD	3/16	1.92	0.96	7/16
4-CUTD	1/4	2.12	1.06	9/16
5-CUTD	5/16	2.34	1.17	5/8
6-CUTD	3/8	2.40	1.20	11/16
8-CUTD	1/2	2.84	1.42	13/16
12-CUTD	3/4	3.14	1.57	1-1/16
16-CUTD	1	3.86	1.93	1-3/8

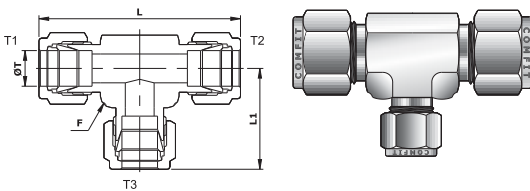
DIMENSIONS FOR REFERENCE ONLY, SUBJECT TO CHANGE.

Union Tee_MT X MT



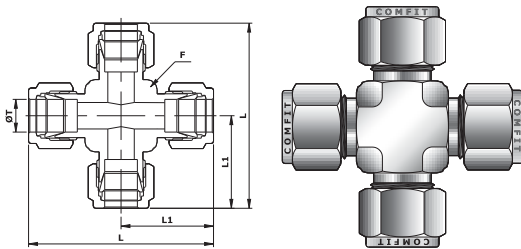
COMFIT PRODUCT CODE	TUBE OD (ØT)	LENGHT (L)	LENGTH (L1)	HEX (F)
	(mm)			(Inch)
3M-CUTD	3	44.7	22.3	7/16
4M-CUTD	4	50.8	25.4	1/2
6M-CUTD	6	53.9	27.0	9/16
8M-CUTD	8	59.7	29.9	5/8
10M-CUTD	10	63.0	31.5	11/16
12M-CUTD	12	72.0	36.0	13/16
15M-CUTD	15	77.6	38.8	1
16M-CUTD	16	77.6	38.8	1
25M-CUTD	25	98.3	49.1	1-3/8

Reducer Union Tee_FT X FT X FT



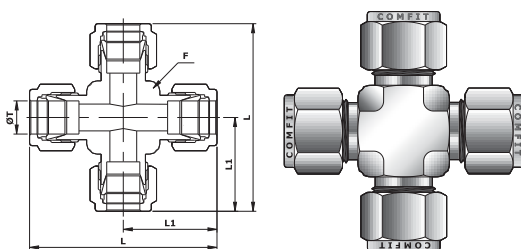
COMFIT PRODUCT CODE	TUBE OD (ØT1)	TUBE OD (ØT2)	TUBE OD (ØT3)	LENGTH (L)	LENGTH (L1)	LENGTH (L2)	HEX (F)
	(Inch)						
4-CRUTD-2	1/4	1/4	1/8	2.10	0.96	1.05	9/16
6-CRUTD-4	3/8	3/8	1/4	2.40	1.14	1.20	11/16
6-CRUTD-4-6	3/8	1/4	3/8	2.34	1.20	0.85	11/16
6-CRUTD-4-4	3/8	1/4	1/4	2.34	1.14	1.14	11/16
8-CRUTD-4	1/2	1/2	1/4	2.84	1.25	1.42	13/16
8-CRUTD-4-8	1/2	1/4	1/2	2.67	1.42	1.25	13/16
8-CRUTD-4-4	1/2	1/4	1/4	2.67	1.25	1.25	7/8
8-CRUTD-6	1/2	1/2	3/8	2.84	1.31	1.42	13/16
8-CRUTD-6-8	1/2	3/8	1/2	2.73	1.42	1.31	13/16
8-CRUTD-6-6	1/2	3/8	3/8	2.73	1.31	1.31	7/8
10-CRUTD-6-6	5/8	3/8	3/8	2.95	1.42	1.42	1
10-CRUTD-6-8	5/8	3/8	1/2	2.75	1.43	1.32	1
10-CRUTD-8	5/8	5/8	1/2	2.86	1.43	1.43	1
10-CRUTD-8-8	5/8	1/2	1/2	2.86	1.43	1.43	1
10-CRUTD-8-6	5/8	1/2	3/8	2.86	1.32	1.43	1
12-CRUTD-8-6	3/4	1/2	3/8	3.12	1.45	1.56	1-1/16
12-CRUTD-4	3/4	3/4	1/4	3.12	1.38	1.56	1-1/16
12-CRUTD-6	3/4	3/4	3/8	3.14	1.46	1.57	1-1/16
12-CRUTD-6-6	3/4	3/8	3/8	3.03	1.46	1.46	1-1/16
12-CRUTD-8	3/4	3/4	1/2	3.14	1.57	1.57	1-1/16
12-CRUTD-8-8	3/4	1/2	1/2	3.12	1.56	1.56	1-1/16
16-CRUTD-4	1	1	1/4	3.88	1.59	1.94	1-3/8
16-CRUTD-6	1	1	3/8	3.86	1.65	1.93	1-3/8
16-CRUTD-6-6	1	3/8	3/8	3.59	1.65	1.65	1-3/8
16-CRUTD-8	1	1	1/2	3.86	1.76	1.93	1-3/8
16-CRUTD-8-16	1	1/2	1	3.70	1.94	1.76	1-3/8
16-CRUTD-8-8	1	1/2	1/2	3.70	1.76	1.76	1-3/8
16-CRUTD-8-4	1	1/2	1/4	3.70	1.59	1.76	1-3/8
16-CRUTD-8-6	1	1/2	3/8	3.70	1.65	1.76	1-3/8
16-CRUTD-12	1	1	3/4	3.86	1.76	1.93	1-3/8
16-CRUTD-12-16	1	3/4	1	3.70	1.94	1.76	1-3/8
16-CRUTD-12-8	1	3/4	1/2	3.70	1.76	1.76	1-3/8
16-CRUTD-12-10	1	3/4	5/8	3.70	1.76	1.76	1-3/8
16-CRUTD-12-6	1	3/4	3/8	3.69	1.65	1.76	1-3/8

Union Cross_FT X FT



COMFIT PRODUCT CODE	TUBE OD (ØT)	LENGHT (L)	LENGTH (L1)	HEX (F)
	(Inch)			
2-CUCD	1/8	1.76	0.88	3/8
4-CUCD	1/4	2.12	1.06	9/16
5-CUCD	5/16	2.34	1.17	5/8
6-CUCD	3/8	2.40	1.20	5/8
8-CUCD	1/2	2.84	1.42	13/16
12-CUCD	3/4	3.14	1.57	1-1/16
16-CUCD	1	3.86	1.93	1-3/8

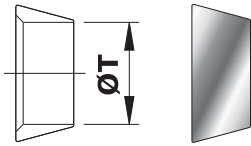
Union Cross_MT X MT



COMFIT PRODUCT CODE	TUBE OD (ØT)	LENGHT (L)	LENGTH (L1)	HEX (F)
	(mm)			
3M-CUCD	3	44.7	22.3	7/16
4M-CUCD	4	50.8	25.4	7/16
6M-CUCD	6	53.9	27.0	9/16
8M-CUCD	8	59.7	29.9	5/8
10M-CUCD	10	67.0	33.5	13/16
12M-CUCD	12	72.0	36.0	13/16
16M-CUCD	16	74.0	37.0	1
25M-CUCD	25	98.3	49.1	1-3/8

DIMENSIONS FOR REFERENCE ONLY, SUBJECT TO CHANGE.

DOUBLE FERRULE



Front Ferrule

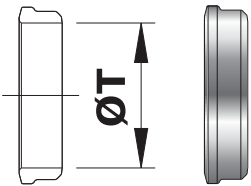
Front Ferrule_FT

COMFIT PRODUCT CODE	TUBE OD (ØT)
	(Inch)
2-CFF	1/8
4-CFF	1/4
5-CFF	5/16
6-CFF	3/8
8-CFF	1/2
12-CFF	3/4
16-CFF	1

Front Ferrule_MT

COMFIT PRODUCT CODE	TUBE OD (ØT)
	(mm)
2M-CFF	2
3M-CFF	3
4M-CFF	4
6M-CFF	6
8M-CFF	8
10M-CFF	10
12M-CFF	12
15M-CFF	15
16M-CFF	16
25M-CFF	25

Back Ferrule_FT



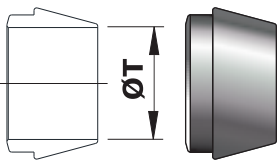
Back Ferrule

COMFIT PRODUCT CODE	TUBE OD (ØT)
	(Inch)
2-CBF	1/8
4-CBF	1/4
5-CBF	5/16
6-CBF	3/8
8-CBF	1/2
12-CBF	3/4
16-CBF	1

Back Ferrule_MT

COMFIT PRODUCT CODE	TUBE OD (ØT)
	(mm)
3M-CBF	3
4M-CBF	4
6M-CBF	6
8M-CBF	8
10M-CBF	10
12M-CBF	12
15M-CBF	15
16M-CBF	16
25M-CBF	25

Single Ferrule_FT



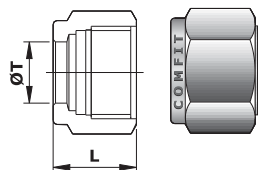
SINGLE FERRULE

COMFIT PRODUCT CODE	TUBE OD (ØT)
	(Inch)
2-CSF	1/8
4-CSF	1/4
5-CSF	5/16
6-CSF	3/8
8-CSF	1/2
12-CSF	3/4
16-CSF	1

Single Ferrule_MT

COMFIT PRODUCT CODE	TUBE OD (ØT)
	(mm)
2M-CSF	2
3M-CSF	3
4M-CSF	4
6M-CSF	6
8M-CSF	8
10M-CSF	10
12M-CSF	12
15M-CSF	15
16M-CSF	16
25M-CSF	25

NUT



Nut_FT

COMFIT PRODUCT CODE	TUBE OD (ØT)	LENGTH (L)
	(Inches)	
2-CND	1/8	0.47
4-CND	1/4	0.50
5-CND	5/16	0.53
6-CND	3/8	0.56
8-CND	1/2	0.69
12-CND	3/4	0.69
16-CND	1	0.81

Nut_MT

COMFIT PRODUCT CODE	TUBE OD (ØT)	LENGTH (L)
	(mm)	
3M-CND	3	11.9
4M-CND	4	11.9
6M-CND	6	12.7
8M-CND	8	13.5
10M-CND	10	15.1
12M-CND	12	17.4
15M-CND	15	17.4
16M-CND	16	17.4
25M-CND	25	20.6

Male Nut - (For Female Port)_FT



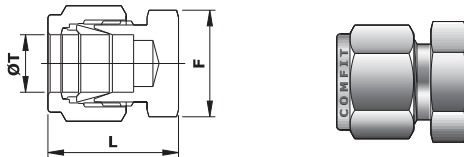
COMFIT PRODUCT CODE	TUBE OD (ØT)	LENGTH (L)
	(Inches)	
2-CMND	1/8	0.53
4-CMND	1/4	0.63
8-CMND	1/2	0.87

Male Nut - (For Female Port)_MT



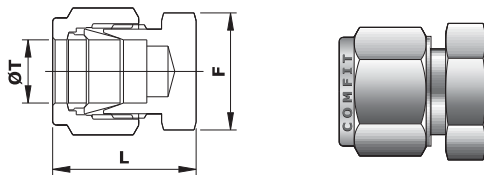
COMFIT PRODUCT CODE	TUBE OD (ØT)	LENGTH (L)
	(mm)	
10M-CMND	10	22.1
12M-CMND	12	22.1

Tube Cap_FT



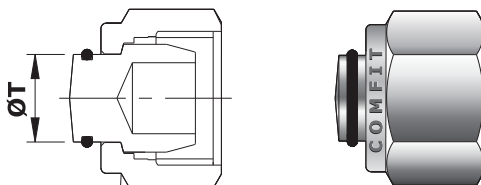
COMFIT PRODUCT CODE	TUBE OD (ØT)	LENGTH (L)	HEX (F)
	(Inch)		
2-CTCD	1/8	0.79	7/16
4-CTCD	1/4	0.92	9/16
5-CTCD	5/16	0.96	5/8
6-CTCD	3/8	1.01	11/16
8-CTCD	1/2	1.15	7/8
12-CTCD	3/4	1.24	1-1/16
16-CTCD	1	1.51	1-3/8

Tube Cap_MT



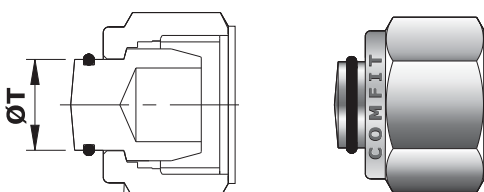
COMFIT PRODUCT CODE	TUBE OD (ØT)	LENGTH (L)	HEX (F)
	(mm)		
3M-CTCD	3	20.1	11
4M-CTCD	4	21.3	11
6M-CTCD	6	23.1	14
8M-CTCD	8	24.5	16
10M-CTCD	10	26.6	19
12M-CTCD	12	29.1	22
15M-CTCD	15	29.9	25
16M-CTCD	16	29.9	25
25M-CTCD	25	38.5	35

Tube Plug_FT



COMFIT PRODUCT CODE	TUBE OD (ØT)
	(Inch)
2-CTPD	1/8
4-CTPD	1/4
5-CTPD	5/16
6-CTPD	3/8
8-CTPD	1/2
12-CTPD	3/4
16-CTPD	1

Tube Plug_MT



COMFIT PRODUCT CODE	TUBE OD (ØT)
	(mm)
3M-CTPD	3
4M-CTPD	4
6M-CTPD	6
8M-CTPD	8
10M-CTPD	10
12M-CTPD	12
15M-CTPD	15
16M-CTPD	16
25M-CTPD	25

DIMENSIONS FOR REFERENCE ONLY, SUBJECT TO CHANGE.